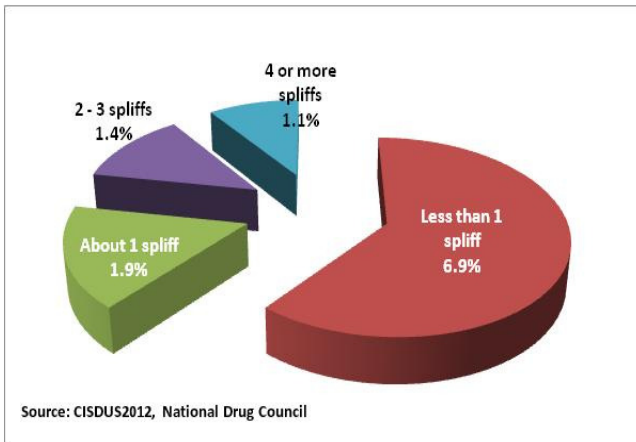


Number of spliffs of ganja smoked :

Among ganja users in 2012 (n=841), 8.0% reported smoking less than 1 spliff, followed by 4.0% that reported smoking 4 or more spliffs in the past month.

A notable proportion of students (6.9%) reported having used less than 1 spliff of ganja every day, followed by 1.9% of students that reported having about 1 spliff daily.

Percentage of Students reporting number of spliffs used daily 2012



Age of first use:

The 2012 CISDUS noted that among those reporting ever using ganja (n=841), the average age of first use was 13 years.

About 12.3% of users reported an "early onset" of use; that is they first used ganja between the ages of 6 and 11 years.

In 2010 and 2012 the average age of first use was 13 years.



Cayman Islands Student Drug Use Survey CISDUS2012


TRENDS IN GANJA USE BY STUDENTS IN THE CAYMAN ISLANDS 1998-2012



NATIONAL DRUG COUNCIL
Units 17 & 18 Caymanian Village
P.O. Box 10007
Grand Cayman KY1-1001
Tel: (345) 325-8163
Email: info@ndc.ky
Website: www.ndc.ky

Resources:

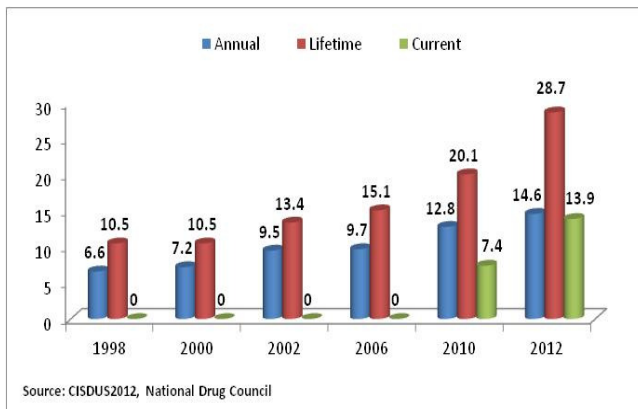
To view the Cayman Islands Student Drug Surveys (CISDUS) or other Reports, please visit our web site: www.ndc.ky



Ganja Prevalence 2012:

- In 2012, 14.6% of students surveyed smoked ganja at least once in the year prior to the survey and 13.9% smoked during the past month.
- Males (15.4%) were more likely than females (14.2%) to use ganja in the last 12 months.
- Ganja use increased as grade level increased. There was variation among districts: Cayman Brac, West Bay and Bodden Town reported the highest prevalence in the Cayman Islands.

Change in Lifetime and Annual Use of Ganja 1998–2012.



- Lifetime: is defined as ever using the drug.
- Annual: is defined as using the drug during the past 12 months.
- Current: is defined as using the drug during the past 30 days.

Trends in Ganja Use:

Past year ganja use showed that the prevalence was significantly higher in 2012 (14.6%) compared to 1998 (6.6%).

Males showed a significant increase in use over time, as well as females.

Students from grade 10 and 12 showed a notably increase in ganja use since 1998.

All districts showed increases in ganja use in 2012 compared to the other years.

Trends in Past Year Ganja Use (%) by Gender, Grade and District 1998-2012.

	(N=)	1998 (1882)	2000 (2134)	2002 (2161)	2006 (2435)	2010 (2612)	2012 (2928)
TOTAL		6.6	7.2	9.5	9.7	12.8	14.6
GENDER	Male	8.5	8.3	11.8	12.9	15.1	15.4
	Female	4.7	6.1	7.4	6.4	10.8	14.2
GRADE	Grade 7	1.7	1.2	1.9	2.4	1.2	3.1
	Grade 8	2.9	2.4	3.6	3.8	3.1	4.4
	Grade 9	5.8	5.3	6.5	6.0	9.9	14.2
	Grade 10	6.4	9.4	13.9	13.1	19.5	18.4
	Grade 11	14.0	10.9	18.8	16.8	24.3	28.7
	Grade 12	11.9	16.0	16.6	18.4	24.2	33.6
DISTRICT	West Bay	10.6	6.8	10.1	9.9	14.0	15.4
	George Town	6.5	7.6	9.8	10.0	11.4	14.0
	Bodden Town	3.9	7.1	10.0	9.9	14.6	15.3
	East End	5.7	7.8	3.8	12.1	17.7	11.8
	North Side	4.0	7.8	6.8	6.0	8.9	12.6
	Cayman Brac	4.5	3.9	10.0	5.4	6.7	19.0

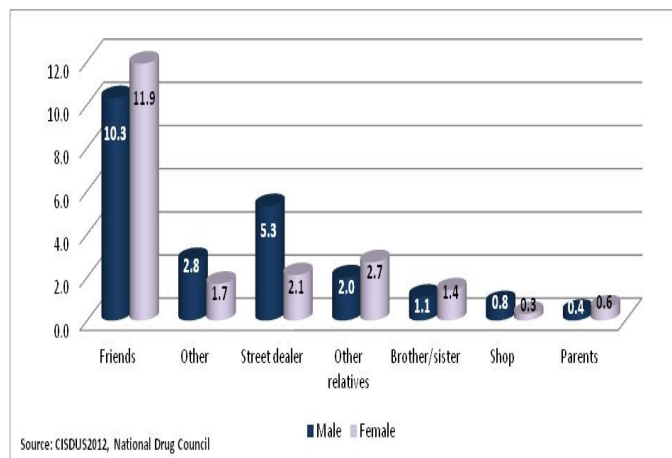
Source: CISDUS2012—National Drug Council

Source of obtaining Ganja and Place of Consumption:

The main source of ganja among the students surveyed was *friends*, followed by “*other sources*”, *street dealers*, *other relatives* and *close family members* (parents/brothers/sisters).

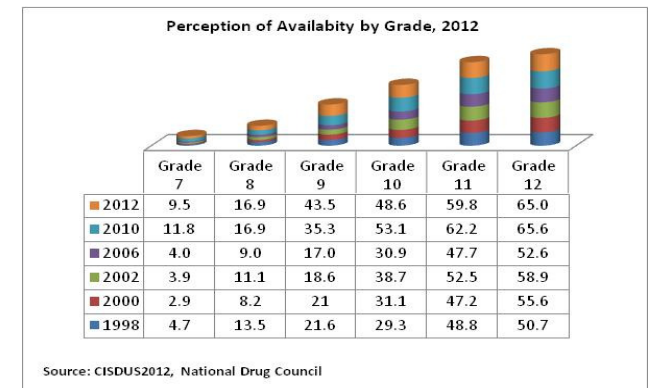
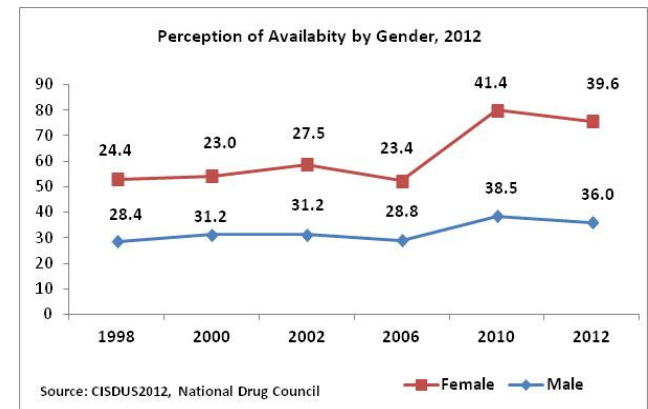
The most likely place students reported using ganja was at *friend’s house*, followed by *in the neighbourhood*, at *home*, *other social events*, *school* and *sporting events*.

Usual Source of Ganja, by Gender 2012.



Perception of Availability:

In 2012, 32.3% of all students surveyed (39.6% of females and 36.0% of males) reported that it was “easy” or “very easy” to obtain ganja. It is notable the linear increase with grade, from 9.5% of 7th graders to 65.0% of 12th graders.



Perception of Risk:

A quarter (24.5%) of surveyed students considered that a person who tries ganja once or twice, will have a slight risk of harm either physically or in other ways. More than one in every ten students (13.1%) considered that a person who tried ganja once or twice will have a great risk of harming themselves physically or in other ways.

