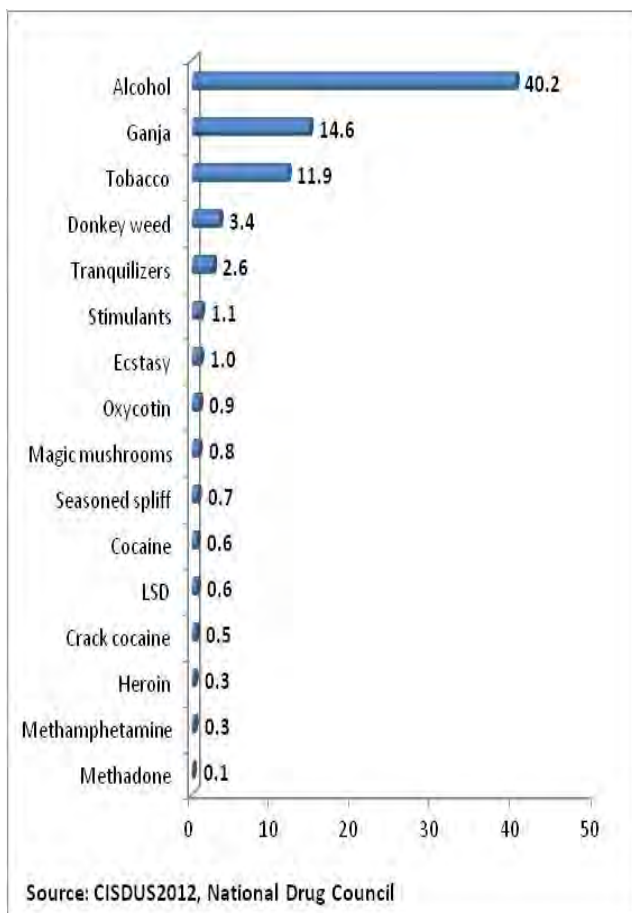



Prevalence of Any Substance Use 2012:

- Among the 17 substances asked about in CISDUS 2012, the most prevalent substance used was Alcohol. About 40% of students surveyed reported drinking in the past year.
- The second most commonly used substance was Ganja (14.6%), followed by Tobacco (11.9%), Donkey Weed (local bush) (3.4%) and Tranquilizers (2.6%).
- The remaining substances were used by 1.1% or less of students.

Percentage of Students reporting Past Year Any Substance Use, CISDUS2012



* Multiple Substance Use in this report refers to the use of different substances, but not necessarily used in combination with each other (i.e., on the same occasion).



NATIONAL DRUG COUNCIL
 Units 17 & 18 Caymanian Village
 P.O. Box 10007
 Grand Cayman KY1-1001
 Tel: (345) 325-8163
 Email: info@ndc.ky
 Website: www.ndc.ky

Resources:

To view the Cayman Islands Student Drug Surveys (CISDUS) or other Reports, please visit our web site: www.ndc.ky

Cayman Islands Student Drug Use Survey CISDUS2012

MULTIPLE SUBSTANCES USE* AMONG STUDENTS IN THE CAYMAN ISLANDS 1998-2012



* Multiple Substance Use in this report refers to the use of different substances, but not necessarily used in combination with each other (i.e., on the same occasion).




Trends in Multiple* Substance Use:

- There was a slight decrease of “no substance use” between 2010 (54.1%) and 2012 (53.0%).
- The percentage of students that restrict their use to tobacco only decrease during the same period.
- Ganja use only increased over time from 0.5% in 1998 to 1.7% in 2012.
- The consumption of “other drugs only” decreased from 1.1% in 2010 to 0.8% in 2012.

Multiple Substance Use (%) in the Past Year, 1998-2012

Year	1998	2000	2002	2006	2010	2012
N	(1901)	(2107)	(2158)	(2422)	(2612)	(2928)
No Substance Used in the Past Year	54.4	56.3	54.7	47.2	54.1	53.0
Exclusive Alcohol use	26.5	26.4	25.0	30.3	20.4	20.5
Exclusive Tobacco use	0.5	0.2	0.1	0.4	1.1	0.9
Exclusive Alcohol & Tobacco use	3.1	2.0	1.6	1.7	4.7	3.3
Exclusive Ganja use	0.5	0.7	0.9	0.6	1.1	1.7
Exclusive Alcohol & Ganja	1.6	2.4	3.0	3.9	2.3	3.9
Exclusive Tobacco & Ganja use	0.2	0.3	0.2	0.2	0.3	0.2
Exclusive Alcohol & Tobacco & Ganja use	2.3	1.8	2.4	2.5	3.9	3.7
Exclusive Other Illicit Drugs use	1.9	1.4	1.8	1.7	1.1	0.8
Exclusive Alcohol & Other Illicit Drugs use	1.4	1.2	1.6	1.6	1.3	1.5

Source: CISDUS2012—National Drug Council

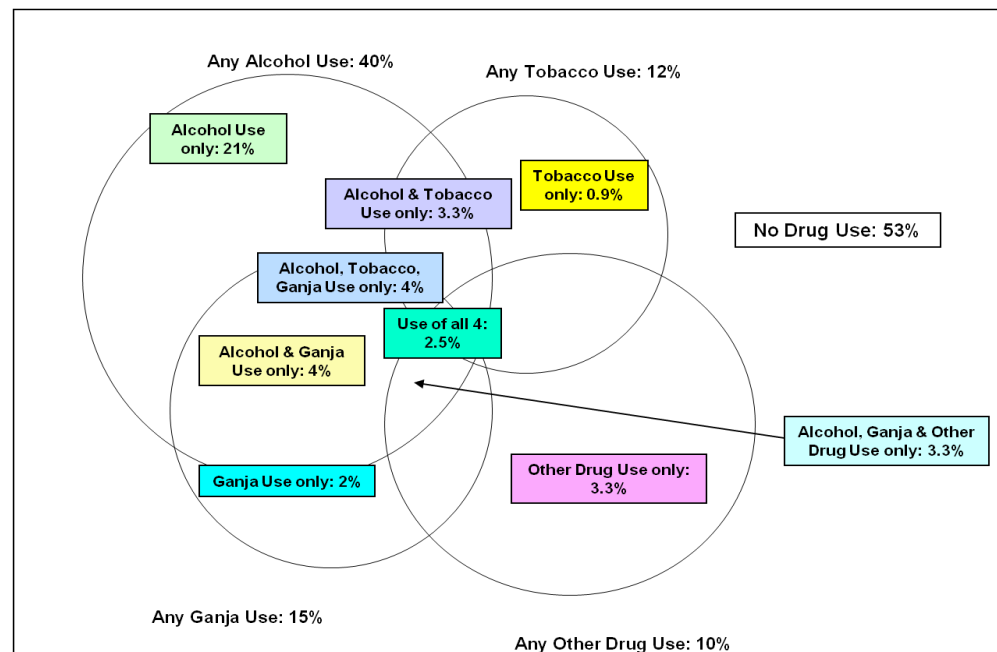


*Multiple Substance Use, 2012:

More than half (53%) of all students reported no substance use at all in 2012. About one-fifth (21%) of students reportedly used only alcohol. Very few students used only tobacco (0.9%) or ganja only (2%). About 3.3% use another drug exclusively.

Just a few students (2.5%) reported using all drugs: alcohol, tobacco, ganja and other drugs. Similar percentages were reported among students that reported used alcohol, tobacco and ganja only (4%) and students that reported used alcohol and ganja only.

The Overlap of Alcohol, Tobacco, Ganja and Other Drug Use during the Past Year, CISDUS2012 (N=2928)



Source: CISDUS2012—National Drug Council

Note: “Other Drug Use” refers to use of at least one of the 14 drugs: crack. Cocaine, heroin, ecstasy, LSD, methamphetamine, tranquilizers, stimulants, methadone, Oxycotin, donkey weed (local bush), seasoned spliff and magic mushrooms.

* Multiple Substance Use in this report refers to the use of different substances, but not necessarily used in combination with each other (i.e., on the same occasion).