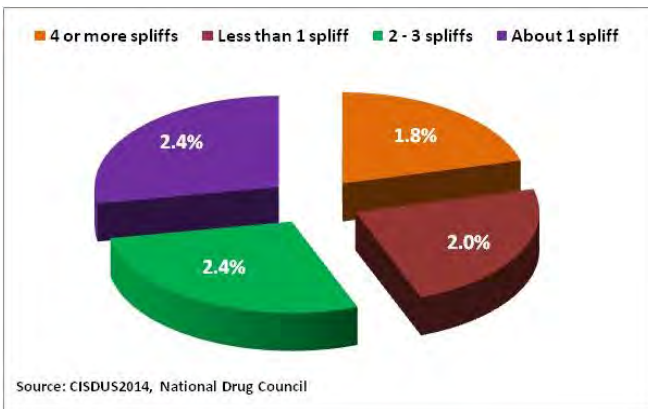


Number of spliffs of ganja smoked :

Among ganja users in 2014 (n=797), 5.9% reported smoking 4 or more spliffs, followed by 3.0% that reported smoking 2 to 3 spliffs, 1.9% smoked about 1 spliff or less in the past month.

Another notable proportion of students (2.4%) reported having used about 1 spliff of ganja every day, followed by 2.4% of students that reported having used 2 to 3 spliffs daily.

Percentage of Students reporting number of spliffs used daily 2014.



Age of first use:

The 2014 CISDUS noted that among those reporting ever using ganja (n=797), the average age of first use was 13.2 years.

About 14.2% of users reported an "early onset" of use; that is they first used ganja between the ages of 6 and 11 years.

In 2010, 2012 and 2014 the average age of first use was 13 years.



Ganja Facts:

Do you know.....

- **Ganja (marijuana)** is a mind-altering drug which ranks as the most popular illegal drug used. It is a mix of dried flowers, leaves and stems from the hemp plant Cannabis sativa. The main active ingredient in ganja (marijuana) is THC (delta 9 tetrahydrocannabinol).
- People report smoking ganja because it elevates their mood and relaxes them. Depending on the level of THC, users may also experience euphoria, hallucinations and paranoia.
- **Short-term Hazards include:** Anxiety and paranoia; Impaired memory; Difficulty in thinking; Learning difficulties; Lack of attention and focus; Poor driving skills.
- **Long-Term Hazards Include:** Respiratory problems; Heightened risk of infections, especially the lungs; Poor short-term recall; Inability to shift attention normally; Inability to understand complex information; An increased risk of developing lung, head and neck cancers; Lack of motivation; Decreased sperm count in men; Irregular menstruation in women.

Resources:

To view the Cayman Islands Student Drug Surveys (CISDUS) or other Reports, please visit our web site: www.ndc.ky



NATIONAL DRUG COUNCIL
Units 17 & 18 Caymanian Village
P.O. Box 10007
Grand Cayman KY1-1001
Tel: (345) 949-9000
Email: info@ndc.ky
Website: www.ndc.ky

Cayman Islands Student Drug Use Survey CISDUS2014

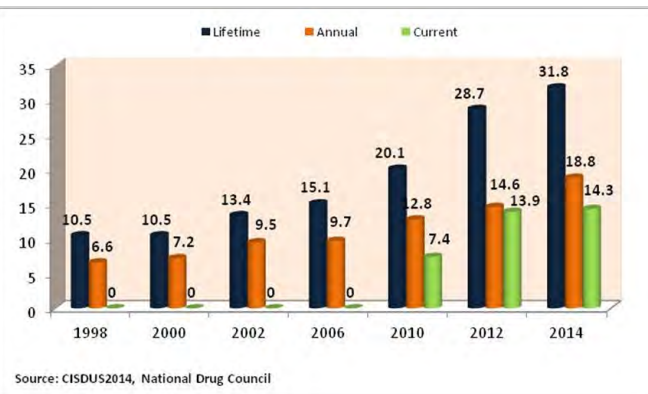
TRENDS IN GANJA USE BY STUDENTS IN THE CAYMAN ISLANDS 1998-2014



Ganja Prevalence 2014

- In 2014, 18.8% of students surveyed smoked ganja at least once in the year prior to the survey and 14.3% smoked during the past month.
- Males (19.4) were more likely than females (18.6) to use ganja in the last 12 months.
- Ganja use increased as grade level increased. There was variation among districts: East End, West Bay, Cayman Brac, George Town and Bodden Town reported the highest prevalence in the Cayman Islands.

Change in Lifetime and Annual Use of Ganja 1998–2014.



- Lifetime: is defined as having ever used the drug.
- Annual: is defined as using the drug during the past 12 months.
- Current: is defined as using the drug during the past 30 days.

Trends in Ganja Use:

Past year ganja use showed that the prevalence was significantly higher in 2014 (18.8%) and 2012 (14.6%) compared to 1998 (6.6%).

Males showed a significant increase in use over time, as well as females.

Students from grades 10, 11 and 12 showed a notable increase in ganja use since 1998.

All districts showed increases in ganja use in 2014 compared to the other years.

Trends in Past Year Ganja Use (%) by Gender, Grade and District 1998-2014.

| | | 1998 (1882) | 2000 (2134) | 2002 (2161) | 2006 (2435) | 2010 (2612) | 2012 (2928) | 2014 (2510) |
|-----------------|-------------|----------------|----------------|----------------|----------------|----------------|----------------|----------------|
| TOTAL | | 6.6 | 7.2 | 9.5 | 9.7 | 12.8 | 14.6 | 18.8 |
| GENDER | Male | 8.5 | 8.3 | 11.8 | 12.9 | 15.1 | 15.4 | 19.4 |
| | Female | 4.7 | 6.1 | 7.4 | 6.4 | 10.8 | 14.2 | 18.6 |
| GRADE | Grade 7 | 1.7 | 1.2 | 1.9 | 2.4 | 1.2 | 3.1 | 13.8 |
| | Grade 8 | 2.9 | 2.4 | 3.6 | 3.8 | 3.1 | 4.4 | 15.0 |
| | Grade 9 | 5.8 | 5.3 | 6.5 | 6.0 | 9.9 | 14.2 | 13.6 |
| | Grade 10 | 6.4 | 9.4 | 13.9 | 13.1 | 19.5 | 18.4 | 24.2 |
| | Grade 11 | 14.0 | 10.9 | 18.8 | 16.8 | 24.3 | 28.7 | 27.4 |
| | Grade 12 | 11.9 | 16.0 | 16.6 | 18.4 | 24.2 | 33.6 | 29.7 |
| DISTRICT | West Bay | 10.6 | 6.8 | 10.1 | 9.9 | 14.0 | 15.4 | 18.8 |
| | George Town | 6.5 | 7.6 | 9.8 | 10.0 | 11.4 | 14.0 | 19.7 |
| | Bodden Town | 3.9 | 7.1 | 10.0 | 9.9 | 14.6 | 15.3 | 18.1 |
| | East End | 5.7 | 7.8 | 3.8 | 12.1 | 17.7 | 11.8 | 26.9 |
| | North Side | 4.0 | 7.8 | 6.8 | 6.0 | 8.9 | 12.6 | 19.6 |
| | Cayman Brac | 4.5 | 3.9 | 10.0 | 5.4 | 6.7 | 19.0 | 14.1 |

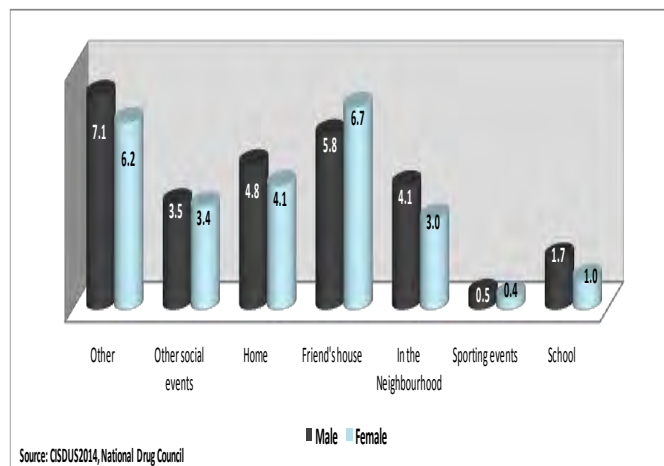
Source: CISDUS2014—National Drug Council

Source of obtaining Ganja and Place of Consumption:

The main source of ganja among the students surveyed was *friends*, followed by “*other sources*”, *street dealers*, *other relatives* and *close family members* (parents/brothers/sisters).

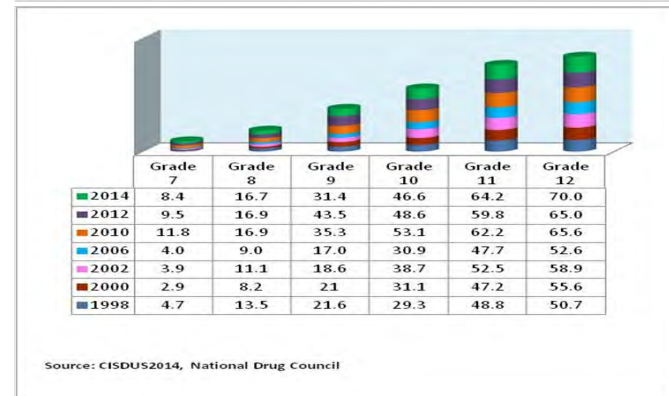
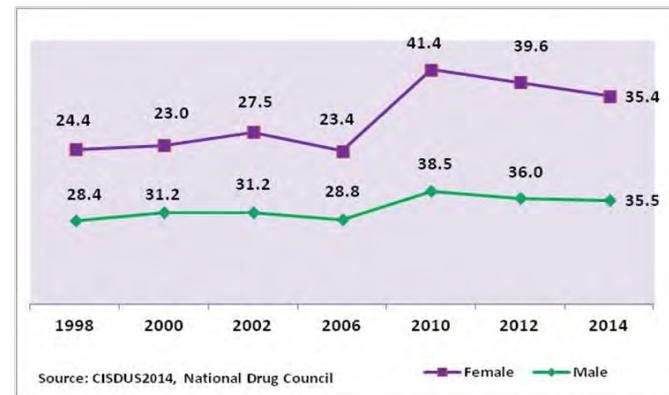
Students reported using ganja at *friend’s house*, followed by *home*, *in the neighbourhood*, *other social events*, *school* and *sporting events*.

Usual Source of Ganja, by Gender 2014.



Perception of Availability:

In 2014, 35.6% of all students surveyed (35.4% of females and 35.4% of males) reported that it was “easy” or “very easy” to obtain ganja. There is linear increase with grades, from 8.4% of 7th graders to 70.0% of 12th graders. Over the years, it is notable that more students reported easy access to ganja, from 26.2% in 1998 to 32.3% in 2014.



Perception of Risk:

In 2014 a fifth (20.8%) of surveyed students considered that a person who tries ganja once or twice will have a slight risk of harm either physically or in other ways. More than one in every ten students (11.4%) considered that a person who tried ganja once or twice will have a great risk of harming themselves physically or in other ways.

Over the years, more students reported that trying ganja once or twice poses no risk of harm, from 12.5% in 1998 to 19.2% in 2014.

