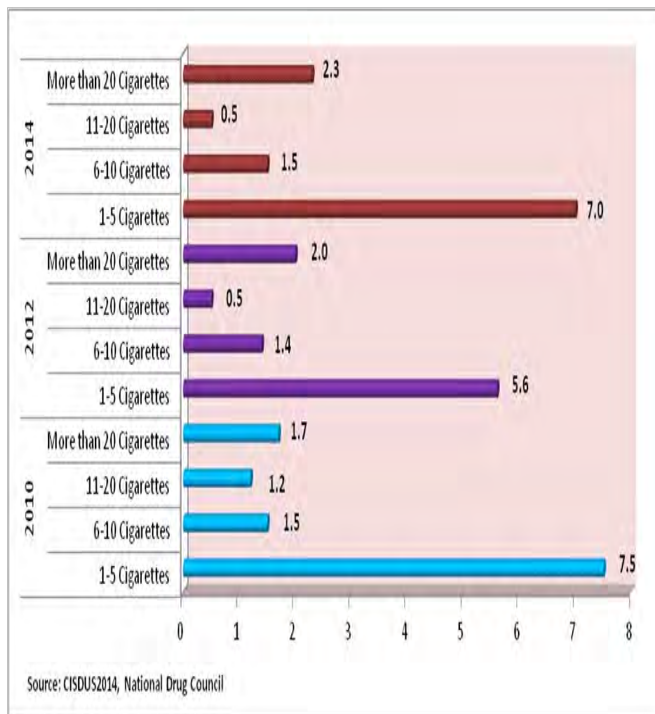


Number of cigarettes smoked in the past month:

Among smokers in 2014 (n=550), 7.0% reported smoking between 1—5 cigarettes in the past month, followed by 2.3% that reported smoking more than 20 cigarettes, 1.5% reported smoking between 6-10 cigarettes and 0.5% reported smoking between 11-20 cigarettes.



Age of first use:

The 2014 CISDUS showed that, among those reporting ever smoking cigarettes (n=550), the average age of first use was 12 years. Compared with 2012, the average age of first use was the same (12 years) as reported in 2014.

About 26.4% of smokers reported an "early onset" (that is, they smoked their first cigarette between age 6 and 11 years) in 2014; a slight decrease compared with 2012 (28.9%).



Tobacco Facts:

Do you know.....

- **Tobacco** use is the number one cause of preventable death around the world.
- The nicotine found in cigarettes and in smokeless tobacco is a powerful, addictive drug that acts on several parts of the body. Once addicted, it becomes difficult, but not impossible, to quit using smokeless tobacco or to stop smoking.
- Smoking causes cancer, heart disease, stroke, lung diseases (including emphysema, bronchitis, and chronic airway obstruction), and diabetes.
- Worldwide, tobacco use causes more than 5 million deaths per year, and current trends show that tobacco use will cause more than 8 million deaths annually by 2030.
- Once you stop using tobacco products, your blood pressure, pulse rate and skin temperature will return to normal within 20 minutes. Within eight hours, high levels of carbon monoxide in your blood will return to normal and, within a few weeks, your circulation will improve. Additionally your sense of taste and smell will improve, and you will have fewer colds and more energy.

Resources:

To view the Cayman Islands Student Drug Surveys (CISDUS) or other Reports, please visit our web site: www.ndc.ky



NATIONAL DRUG COUNCIL
 Units 17 & 18 Caymanian Village
 P.O. Box 10007
 Grand Cayman KY1-1001
 Tel: (345) 949-9000
 Email: info@ndc.ky
 Website: www.ndc.ky

Cayman Islands Student Drug Use Survey CISDUS2014

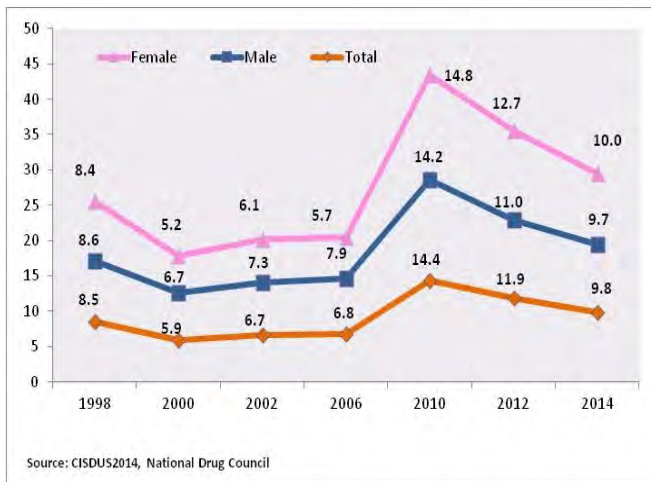
TRENDS IN TOBACCO USE BY STUDENTS IN THE CAYMAN ISLANDS



Tobacco Prevalence 2014:

- In 2014, about 9.8% of students surveyed smoked cigarettes during the year prior to the survey and 5.8% smoked during the past month.
- Females (10.0%) were more likely than males (9.7%) to smoke cigarettes.
- Smoking increased with grade level while there were variations (decrease) among the districts.

Change in Annual Use of Cigarette by Gender 1998–2014.



- Lifetime: is defined as having ever smoke tobacco.
- Annual: is defined as smoke tobacco during the past 12 months.
- Current: is defined as smoke tobacco during the past 30 days.

Trends in Tobacco Use:

In 2014 trends showed a notable decrease compared to 2012 and 2010. The only year that showed a distinguishable decrease was in 2000 (5.9%) compared with 1998 (8.5%).

In 2010, 2012 and 2014 females were more likely than males to smoke cigarettes. The likelihood of smoking in the past year prevalence increased notably with grade. All districts in the Cayman Islands reported a decrease from 2010 to 2014.

Trends in Past Year Tobacco Use (%) by Gender, Grade and District 1998-2014.

	(N=)	1998 (1882)	2000 (2134)	2002 (2161)	2006 (2435)	2010 (2612)	2012 (2928)	2014 (2510)
TOTAL		8.5	5.9	6.7	6.8	14.4	11.9	9.8
GENDER	Male	8.6	6.7	7.3	7.9	14.2	11.0	9.7
	Female	8.4	5.2	6.1	5.7	14.8	12.7	10.0
GRADE	Grade 7	2.3	0.5	0.5	3.3	3.2	2.7	1.9
	Grade 8	4.0	2.7	1.2	2.4	4.4	4.6	3.9
	Grade 9	8.3	2.0	5.9	3.4	12.4	12.1	7.3
	Grade 10	10.1	7.9	9.0	8.0	20.6	16.3	14.5
	Grade 11	17.7	9.6	13.1	10.7	26.4	20.2	17.1
	Grade 12	11.4	14.9	14.0	15.2	24.1	25.6	25.4
DISTRICT	West Bay	10.6	5.8	5.6	6.7	16.1	12.3	11.2
	George Town	8.4	6.1	7.6	6.3	12.8	11.8	10.5
	Bodden Town	5.7	5.2	7.5	8.2	15.2	10.1	7.9
	East End	4.3	2.6	2.6	4.2	15.6	14.0	11.9
	North Side	10.8	9.1	6.7	4.9	12.9	11.7	8.7
	Cayman Brac	11.8	5.0	5.0	6.6	17.4	18.3	9.1

Source: CISDUS2014—National Drug Council

New smokers:

“New smokers” refers to those students who smoked their first cigarette during the past 12 months. Between 1998 and 2012 there is a notable decrease of new smokers, from 10.4% in 1998 to 4.8% in 2012; however, it increased significantly to 9.7% in 2014.

Females and males showed a small, but significant, decline in the percentage of new smokers in 2012 (5.6% for females and 4.0% for males) compared to 1998 (10.0% for females and 10.7% for males); but increases notably again in 2014 (10.5% for females and 8.8% for males).

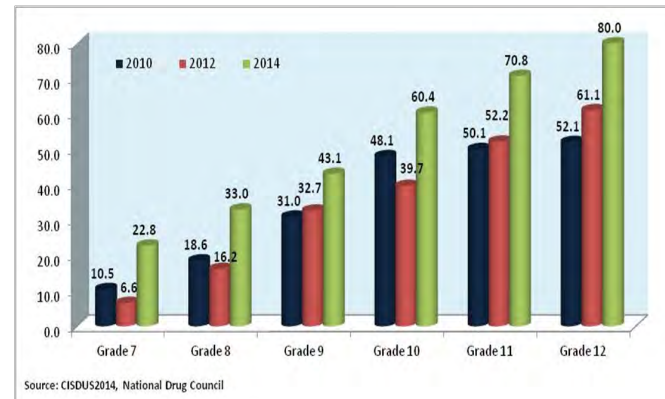
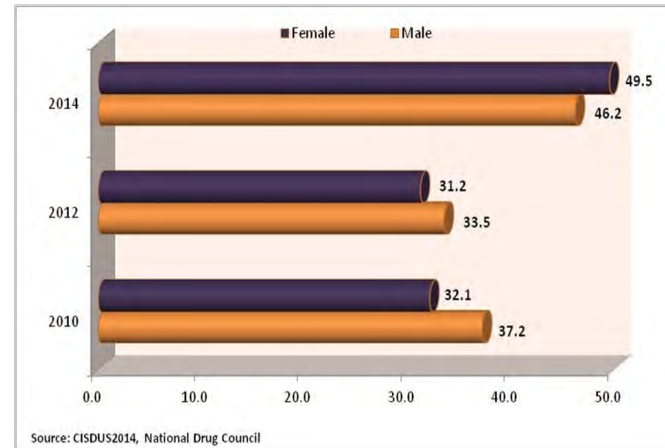
Trends in % of New Smokers during the Past Year by Gender, Grade and District 1998-2014.

	(N=)	1998 (1882)	2000 (2134)	2002 (2161)	2006 (2435)	2010 (2612)	2012 (2928)	2014 (2510)
TOTAL		10.4	7.4	9.5	8.1	6.4	4.8	9.7
GENDER	Male	10.7	6.9	10.0	8.8	5.7	4.0	8.8
	Female	10.0	8.0	9.1	7.6	7.5	5.6	10.5
GRADE	Grade 7	5.7	2.0	1.9	4.6	3.4	2.4	2.7
	Grade 8	8.2	4.4	4.1	4.0	3.4	2.7	6.4
	Grade 9	11.7	10.5	10.7	5.2	7.1	5.9	10.0
	Grade 10	11.4	9.7	12.1	9.0	8.5	6.5	15.1
	Grade 11	13.7	7.5	17.0	12.6	8.3	6.4	11.1
	Grade 12	13.9	11.9	15.0	14.7	9.0	7.6	19.5
DISTRICT	West Bay	10.5	8.2	9.0	8.7	8.8	5.4	11.0
	George Town	10.2	8.2	9.3	7.6	5.1	4.5	11.7
	Bodden Town	9.0	5.8	10.8	8.5	5.9	4.4	7.4
	East End	14.7	6.7	11.7	11.5	8.3	7.5	7.5
	North Side	8.0	5.6	11.0	9.5	5.9	2.9	5.4
	Cayman Brac	14.2	5.0	8.0	4.8	7.4	6.3	3.0

Source: CISDUS2014—National Drug Council

Perception of Availability:

In 2014, 47.9% of all students surveyed (46.2% of females and 49.5% of males) reported that it was “easy” or “very easy” to obtain cigarettes. There is a notable linear increase with grades, from 22.8% of 7th graders to 80.0% of 12th graders.



Perception of Risk:

In 2014, 48.7% of the students reported believed smoking one or more packs of cigarettes a day posed great risk. However, about 6.6% of students felt there was no risk involved with this behaviour.

The perception of risk decreased significantly among the years, from 57% in 1998 to 48.7% in 2014.

