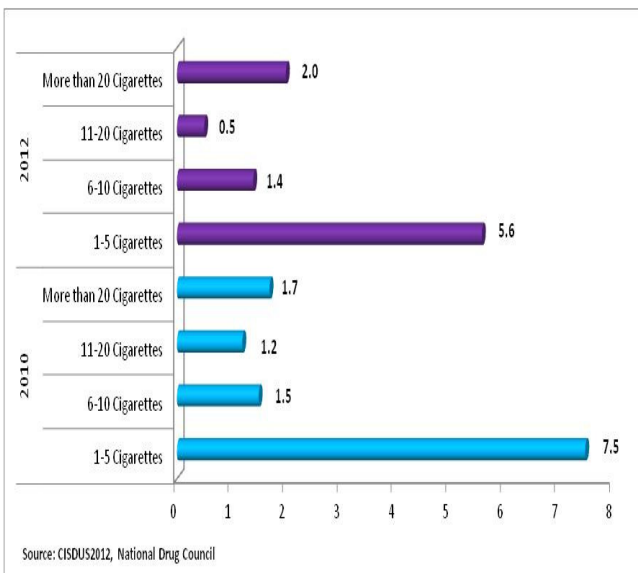


Number of cigarettes smoked in the past month:

Among smokers in 2012 (n=832), 5.6% reported smoking between 1—5 cigarettes in the past month, followed by 2.0% that reported smoking more than 20 cigarettes, 1.4% reported smoking between 6-10 cigarettes and 0.5% reported smoking between 11-20 cigarettes.

Percentage of Smokers Reporting Usual Number of Cigarettes Smoked in the Past Month 2010-2012



Age of first use:

The 2012 CISDUS showed that, among those reporting ever smoking cigarettes (n=832), the average age of first use was 12 years. Compared with 2010, the average age of first use was the same (12 years) as reported in 2012.

About 28.9% of smokers reported an "early onset" (that is, they smoked their first cigarette between age 6 and 11 years) in 2012; a notable decrease compared with 2010 (32.8%).



Cayman Islands Student Drug Use Survey CISDUS2012


TRENDS IN TOBACCO USE BY STUDENTS IN THE CAYMAN ISLANDS 1998-2012



NATIONAL DRUG COUNCIL
Units 17 & 18 Caymanian Village
P.O. Box 10007
Grand Cayman KY1-1001
Tel: (345) 325-8163
Email: info@ndc.ky
Website: www.ndc.ky

Resources:

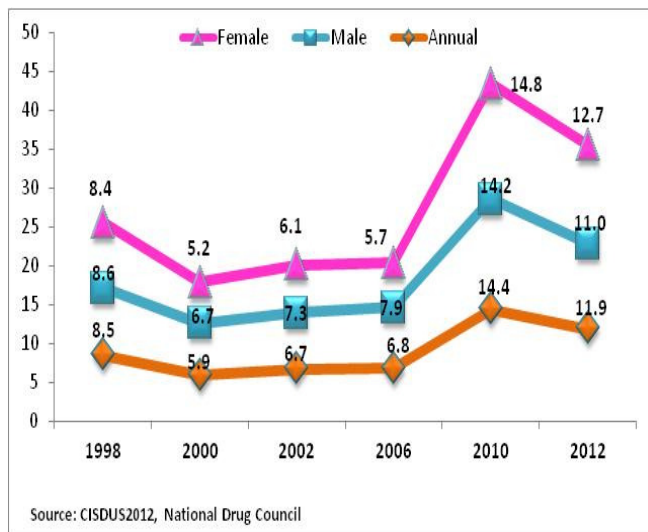
To view the Cayman Islands Student Drug Surveys (CISDUS) or other Reports, please visit our web site: www.ndc.ky



Tobacco Prevalence 2012:

- In 2012, about 12% of students surveyed smoked cigarettes during the year prior to the survey and 10% smoked during the past month.
- Females (12.7%) were more likely than males (11.0%) to smoke cigarettes.
- Smoking increased with grade levels while there were not significant variations among the districts, except for Cayman Brac that report the highest prevalence.

Change in Annual Use of Cigarette 1998–2012.



- Annual: is defined as drinking alcohol during the past 12 months.

Trends in Tobacco Use:

In 2012 trends show a notable decrease compared to 2010. The only year that show a distinguish decrease was in 2000 (5.9%) compared with 1998 (8.5%).

In 2010 and 2012 females were more likely than males to smoke. The likelihood of smoking in the past year prevalence increases notably with grade.

All districts in the Cayman Islands reported an increase among grade in 2010, with the exception of Cayman Brac there were slight decrease across districts.

Trends in Past Year Tobacco Use (%) by Gender, Grade and District 1998-2012.

	(N=)	1998 (1882)	2000 (2134)	2002 (2161)	2006 (2435)	2010 (2612)	2012 (2928)
TOTAL		8.5	5.9	6.7	6.8	14.4	11.9
GENDER	Male	8.6	6.7	7.3	7.9	14.2	11.0
	Female	8.4	5.2	6.1	5.7	14.8	12.7
GRADE	Grade 7	2.3	0.5	0.5	3.3	3.2	2.7
	Grade 8	4.0	2.7	1.2	2.4	4.4	4.6
	Grade 9	8.3	2.0	5.9	3.4	12.4	12.1
	Grade 10	10.1	7.9	9.0	8.0	20.6	16.3
	Grade 11	17.7	9.6	13.1	10.7	26.4	20.2
	Grade 12	11.4	14.9	14.0	15.2	24.1	25.6
DISTRICT	West Bay	10.6	5.8	5.6	6.7	16.1	12.3
	George Town	8.4	6.1	7.6	6.3	12.8	11.8
	Bodden Town	5.7	5.2	7.5	8.2	15.2	10.1
	East End	4.3	2.6	2.6	4.2	15.6	14.0
	North Side	10.8	9.1	6.7	4.9	12.9	11.7
	Cayman Brac	11.8	5.0	5.0	6.6	17.4	18.3

Source: CISDUS2012—National Drug Council

New smokers:

“New smokers” refers to those students who smoked their first cigarette during the past 12 months. Between 1998 and 2012 it is a notable decrease of new smokers, from 10.4% in 1998 to 4.8% in 2012.

Females showed a small, but significant, decline in the percentage of new smokers in 2012 (5.6%) compared to 1998 (10.0%).

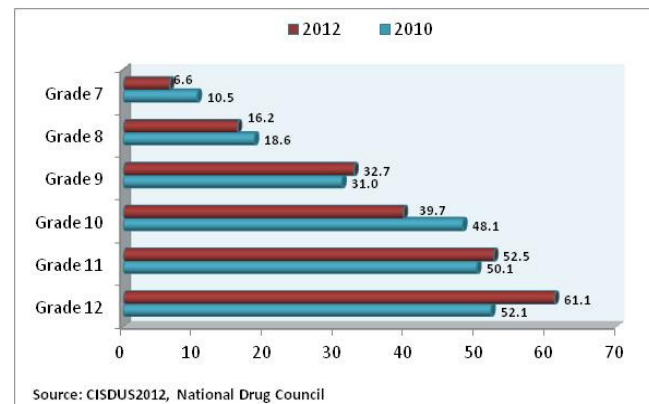
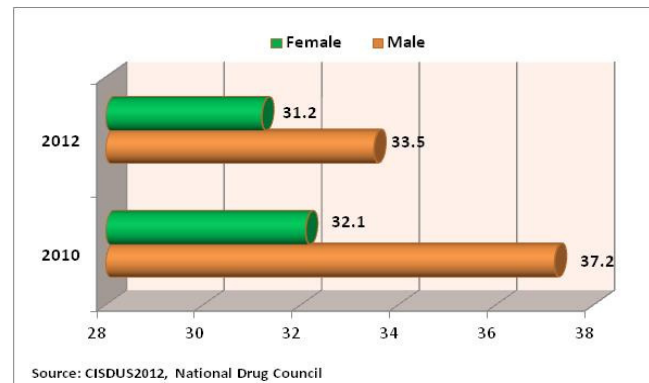
Trends in % of New Smokers during the Past Year by Gender, Grade and District 1998-2012

	(N=)	1998 (1882)	2000 (2134)	2002 (2161)	2006 (2435)	2010 (2612)	2012 (2928)
TOTAL		10.4	7.4	9.5	8.1	6.4	4.8
GENDER	Male	10.7	6.9	10.0	8.8	5.7	4.0
	Female	10.0	8.0	9.1	7.6	7.5	5.6
GRADE	Grade 7	5.7	2.0	1.9	4.6	3.4	2.4
	Grade 8	8.2	4.4	4.1	4.0	3.4	2.7
	Grade 9	11.7	10.5	10.7	5.2	7.1	5.9
	Grade 10	11.4	9.7	12.1	9.0	8.5	6.5
	Grade 11	13.7	7.5	17.0	12.6	8.3	6.4
	Grade 12	13.9	11.9	15.0	14.7	9.0	7.6
DISTRICT	West Bay	10.5	8.2	9.0	8.7	8.8	5.4
	George Town	10.2	8.2	9.3	7.6	5.1	4.5
	Bodden Town	9.0	5.8	10.8	8.5	5.9	4.4
	East End	14.7	6.7	11.7	11.5	8.3	7.5
	North Side	8.0	5.6	11.0	9.5	5.9	2.9
	Cayman Brac	14.2	5.0	8.0	4.8	7.4	6.3

Source: CISDUS2012—National Drug Council

Perception of Availability:

In 2012, 32.3% of all students surveyed (31.2% of females and 33.5% of males) reported that it was “easy” or “very easy” to obtain cigarettes. It is notable the linear increase with grade, from 6.6% of 7th graders to 61.1% of 12th graders.



Perception of Risk:

In 2012, 49.8% of the students reported that they believe smoking one or more packs of cigarettes a day posed great risk. However, about 5.7% of students felt there was no risk involved with this behaviour.

The perception of risk decrease significantly among the years, from 57% in 1998 to 46.4% in 2010. In 2012, the perception of risk increase to 49.8%.

