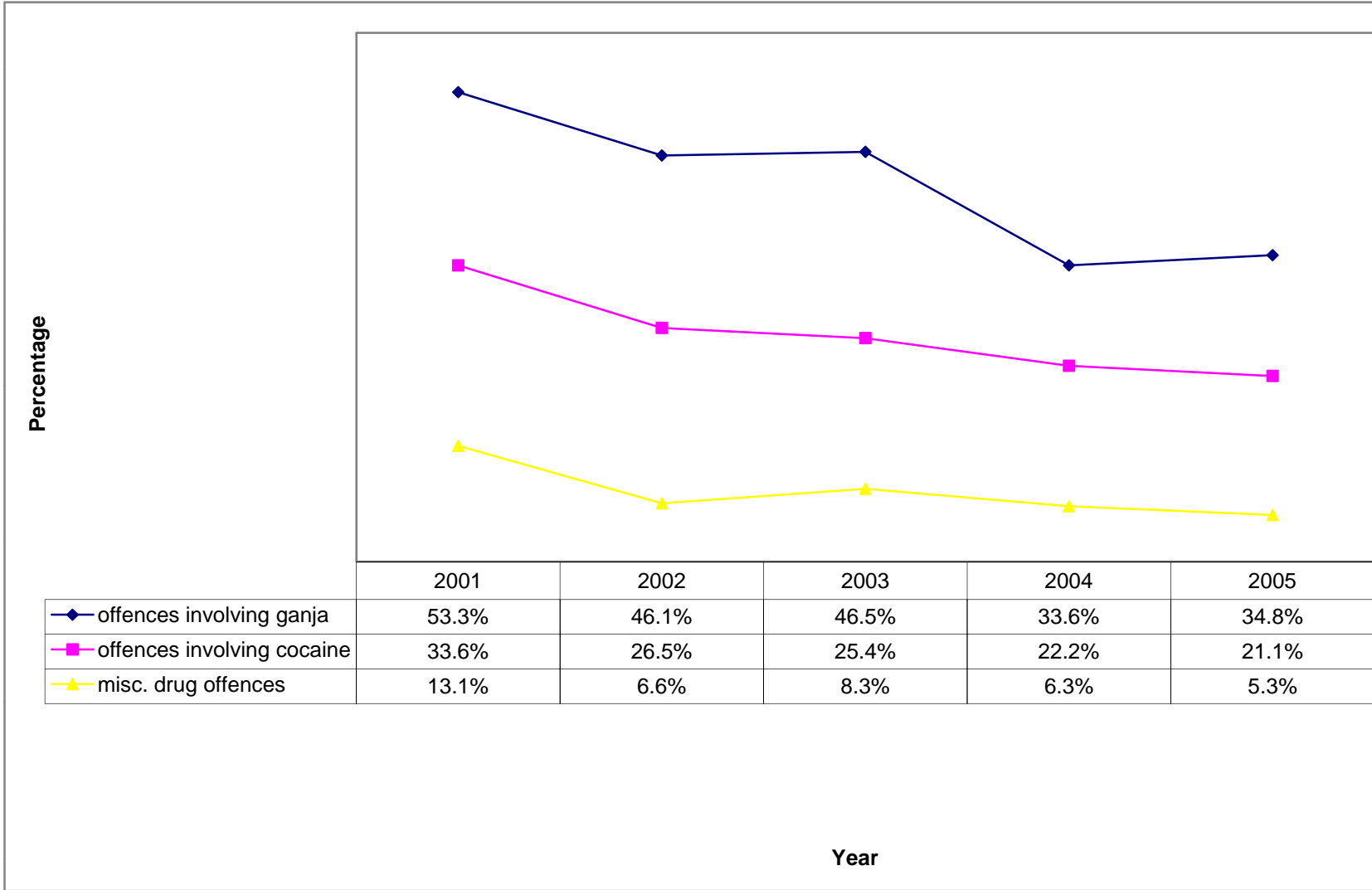


PERCENTAGE DRUG OFFENCES:



Types of offences:

| Year | 1984 | 1985 | 1986 | 1987 | 1988 | 1989 | 1990 | 1991 | 1992 | 1993 |
|----------------------------|------------|------------|------------|------------|------------|------------|------------|------------|------------|------------|
| offences involving ganja | 100 | 138 | 232 | 273 | 208 | 139 | 274 | 412 | 350 | 513 |
| offences involving cocaine | 4 | 24 | 165 | 230 | 226 | 138 | 202 | 383 | 181 | 237 |
| misc. drug offences | 4 | 16 | 171 | 332 | 273 | 156 | 70 | 108 | 75 | 144 |
| total | 108 | 178 | 568 | 835 | 707 | 433 | 546 | 903 | 606 | 894 |

| | 1994 | 1995 | 1996 | 1997 | 1998 | 1999 | 2000 | 2001 | 2002 | 2003 |
|----------------------------|------------|-------------|------------|------------|-------------|------------|-------------|-------------|------------|------------|
| offences involving ganja | 534 | 573 | 436 | 450 | 592 | 494 | 627 | 645 | 558 | 563 |
| offences involving cocaine | 258 | 334 | 282 | 325 | 520 | 338 | 360 | 407 | 321 | 307 |
| misc. drug offences | 150 | 174 | 113 | 151 | 109 | 109 | 111 | 159 | 80 | 100 |
| total | 942 | 1081 | 831 | 926 | 1221 | 941 | 1098 | 1211 | 259 | 381 |

| | 2004 | 2005 |
|----------------------------|------------|------------|
| offences involving ganja | 407 | 421 |
| offences involving cocaine | 269 | 255 |
| misc. drug offences | 76 | 64 |
| total | 259 | 740 |

| Offences Involving ganja | 1995 | 1996 | 1997 | 1998 | 1999 | 2000 | 2001 | 2002 |
|--------------------------|------|------|------|------|------|------|------|------|
| Q1 | 138 | 114 | 105 | 179 | 186 | 144 | | 158 |
| Q2 | 142 | 101 | 142 | 96 | 169 | 117 | | |
| Q3 | 88 | 105 | 146 | 167 | 140 | 222 | 174 | |
| Q4 | 205 | 117 | 61 | 150 | 169 | 160 | 121 | |

Note:
See file

| Offences involving Cocaine | 1995 | 1996 | 1997 | 1998 | 1999 | 2000 | 2001 | 2002 |
|----------------------------|------|------|------|------|------|------|------|------|
| Q1 | 71 | 68 | 70 | 155 | 151 | 122 | | 62 |
| Q2 | 76 | 63 | 133 | 94 | 120 | 74 | | |
| Q3 | 48 | 60 | 85 | 146 | 89 | 110 | 120 | |
| Q4 | 139 | 103 | 44 | 125 | 120 | 69 | 84 | |

Note:
See file

| Offences involving Misc Drugs | 1995 | 1996 | 1997 | 1998 | 1999 | 2000 | 2001 | 2002 |
|-------------------------------|------|------|------|------|------|------|------|------|
| Q1 | 33 | 18 | 27 | 34 | 55 | 18 | | 13 |
| Q2 | 21 | 24 | 21 | 26 | 33 | 34 | | |
| Q3 | 21 | 33 | 63 | 22 | 16 | 43 | 42 | |
| Q4 | 99 | 50 | 40 | 29 | 29 | 16 | 28 | |

Note:
See file

| | 1984 | 1985 | 1986 | 1987 | 1988 | 1989 | 1990 | 1991 | 1992 | 1993 |
|----------------------------|------------|------------|------------|------------|------------|------------|------------|------------|------------|------------|
| offences involving ganja | 100 | 138 | 232 | 273 | 208 | 139 | 274 | 412 | 350 | 513 |
| offences involving cocaine | 4 | 24 | 165 | 230 | 226 | 138 | 202 | 383 | 181 | 237 |
| misc. drug offences | 4 | 16 | 171 | 332 | 273 | 156 | 70 | 108 | 75 | 144 |
| total | 108 | 178 | 568 | 835 | 707 | 433 | 546 | 903 | 606 | 894 |

| | 1994 | 1995 | 1996 | 1997 | 1998 | 1999 | 2000 | 2001 | 2002 | 2003 |
|----------------------------|------------|-------------|------------|------------|-------------|------------|-------------|-------------|------------|------------|
| offences involving ganja | 534 | 573 | 436 | 450 | 592 | 494 | 627 | 645 | 558 | 563 |
| offences involving cocaine | 258 | 334 | 282 | 325 | 520 | 338 | 360 | 407 | 321 | 307 |
| total | 150 | 174 | 113 | 151 | 109 | 109 | 111 | 159 | 80 | 100 |
| total | 942 | 1081 | 831 | 926 | 1221 | 941 | 1098 | 1211 | 959 | 970 |

| | 2004 | 2005 |
|----------------------------|------------|------------|
| offences involving ganja | 407 | 421 |
| offences involving cocaine | 269 | 255 |
| total | 76 | 64 |
| total | 752 | 740 |

| 2001 | 2002 | 2003 | 2004 | 2005 |
|-------|-------|-------|-------|-------|
| 53.3% | 46.1% | 46.5% | 33.6% | 34.8% |
| 33.6% | 26.5% | 25.4% | 22.2% | 21.1% |
| 13.1% | 6.6% | 8.3% | 6.3% | 5.3% |

Offences involving Ganja

| Offences | 2002 | 2003 | 2004 | 2005 |
|---|------------|------------|------------|------------|
| Simple possession | 214 | 230 | 155 | 170 |
| Supplying for sale | 7 | 3 | 0 | 1 |
| Possession with intent to supply | 59 | 44 | 28 | 35 |
| Consumption | 223 | 243 | 212 | 195 |
| Cultivating | 3 | 8 | 1 | 3 |
| Importation | 8 | 6 | 6 | 11 |
| Attempting to export | 9 | 2 | 0 | 0 |
| Being concerned in the attempt to ex | 10 | 2 | 0 | 0 |
| Being concerned in the attempt to Im | 6 | 7 | 0 | 1 |
| Exporting | 1 | 0 | 0 | 0 |
| Conspiracy to Import/Export | 5 | 3 | 0 | |
| Being concerned in the possession | 10 | 10 | 5 | 3 |
| Dealing | 2 | 4 | 0 | 0 |
| Being concerned in the possession with intent to supply | 1 | 1 | 0 | 2 |
| Total | 558 | 563 | 407 | 421 |

Offences involving Cocaine

| Offences | 2002 | 2003 | 2004 | 2005 |
|---|------------|------------|------------|------------|
| Simple possession | 59 | 50 | 57 | 52 |
| Possession with intent to supply | 27 | 34 | 17 | 31 |
| Being concerned in the possession w/I to supply | 4 | 0 | 0 | 2 |
| Being concerned in the possession of cocaine | 6 | 9 | 12 | 3 |
| Importation | 5 | 1 | 1 | 2 |
| Being concerned in the importation of | 3 | 2 | 2 | 1 |
| Dealing | 0 | 2 | 0 | 0 |
| Supplying | 3 | 1 | 0 | 2 |
| consumption | 214 | 208 | 180 | 162 |
| Total | 321 | 307 | 269 | 255 |

Arrest by offence:

Miscellaneous drug offences

| Offences | 2002 | 2003 | 2004 | 2005 |
|--|-----------|------------|-----------|-----------|
| Consumption of Ecstasy | 2 | 3 | 3 | 0 |
| Possession of Ecstasy | 1 | 4 | 5 | 1 |
| Frequentering a known place for drug consumption | 0 | 0 | 4 | 0 |
| Permitting the Place to be used For the Consumption of Drugs | 2 | 3 | 0 | 0 |
| Possession of utensil | 40 | 46 | 44 | 33 |
| Failing to provide urine | 26 | 44 | 14 | 25 |
| Possession of controlled drugs | 1 | 0 | 2 | 4 |
| Possession of Ecstasy With Intent to supply | 0 | 0 | 3 | 0 |
| Importation of a controlled drug | 8 | 0 | 4 | 0 |
| Possession of Hashish | 2 | 0 | 0 | 1 |
| Total | 80 | 100 | 76 | 64 |

NADS Chart 2006:

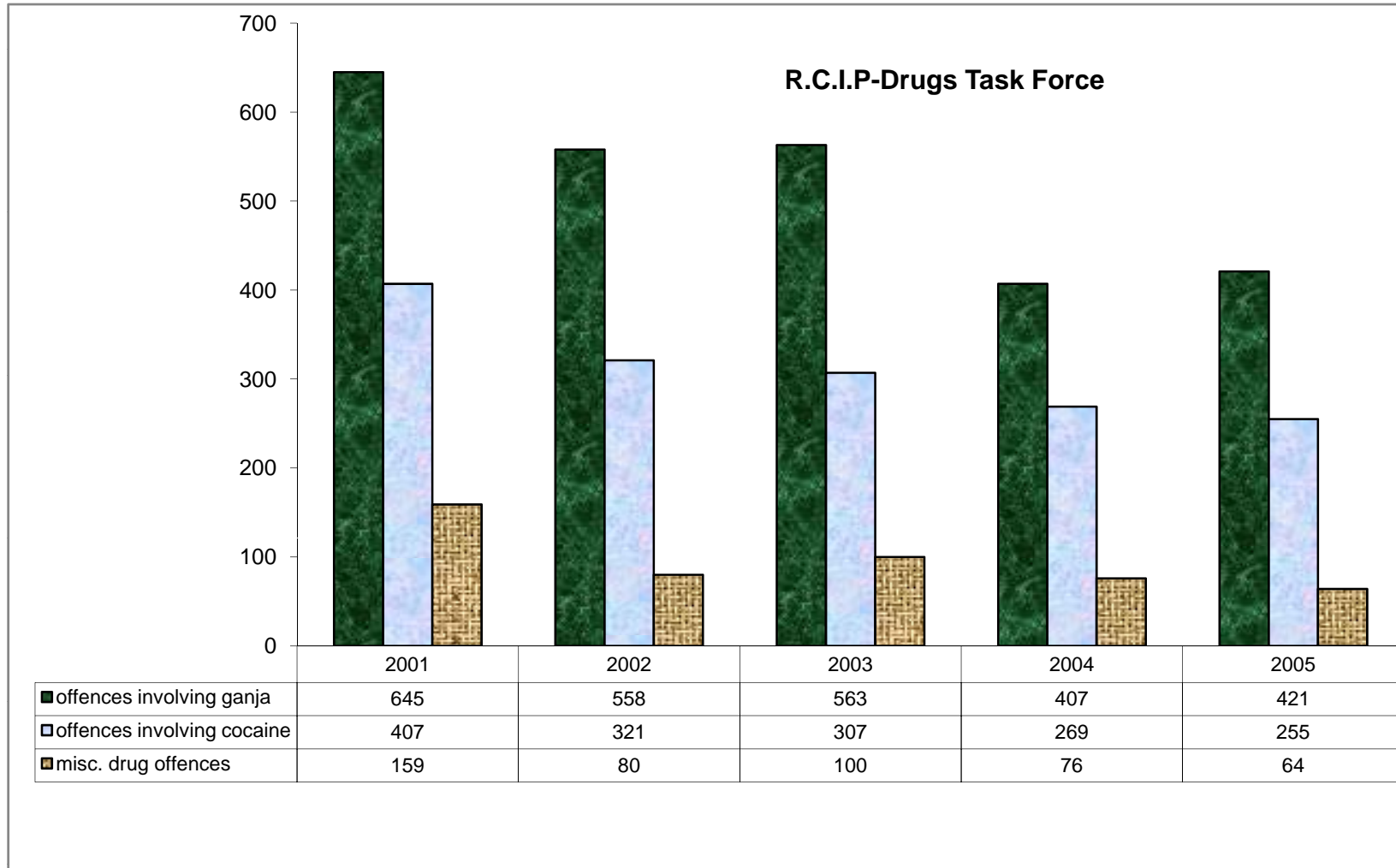


CHART 1:

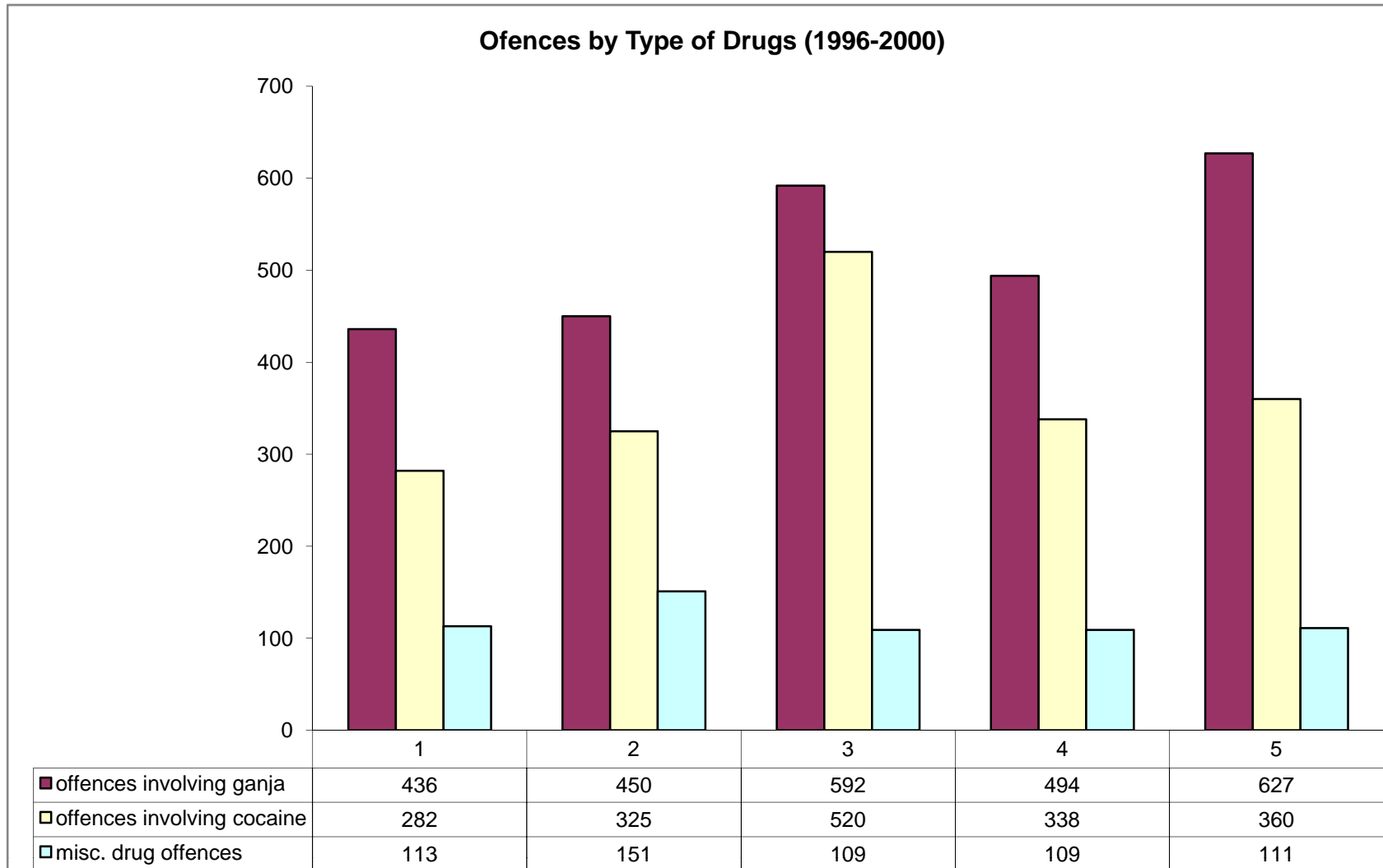
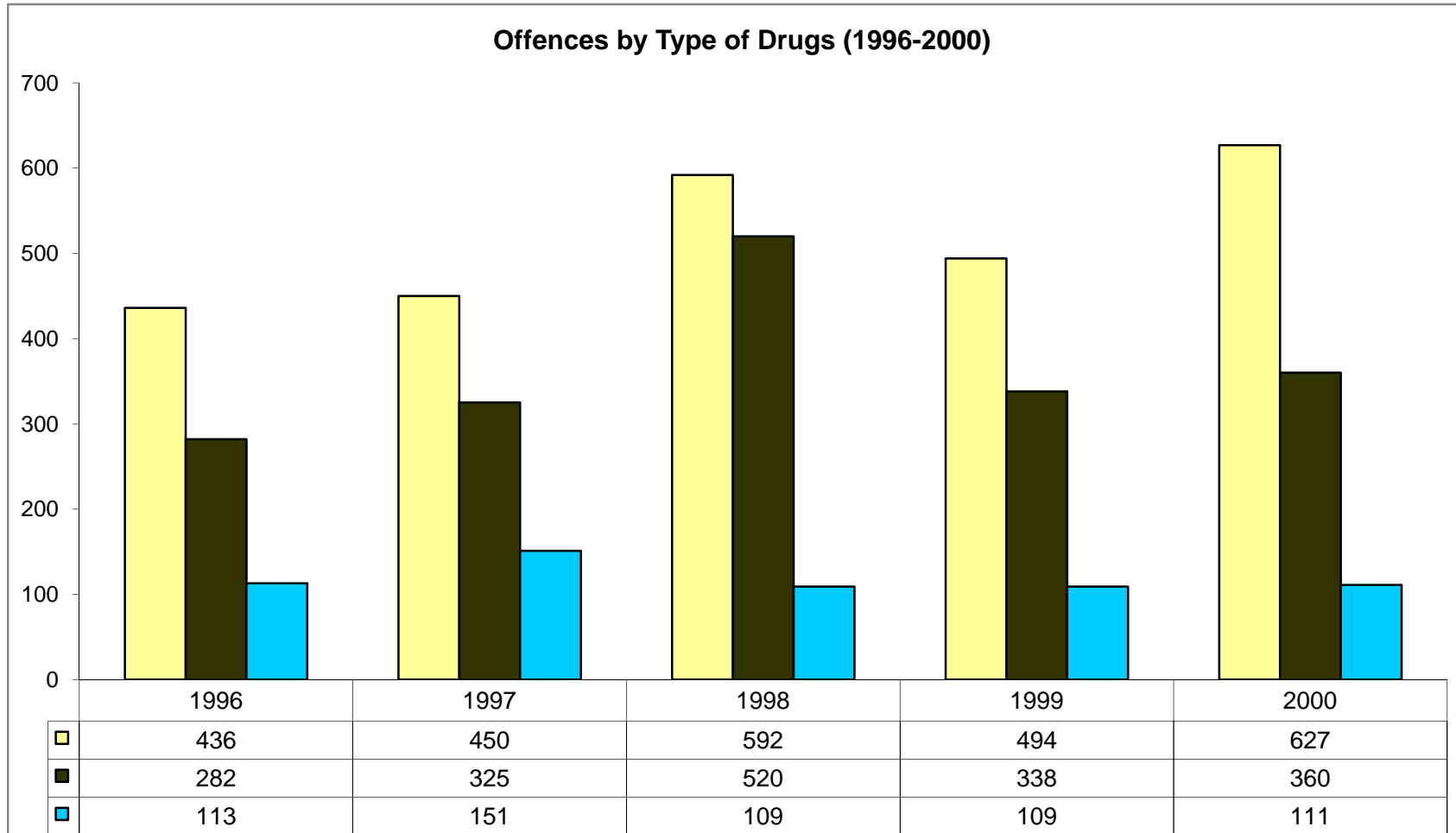
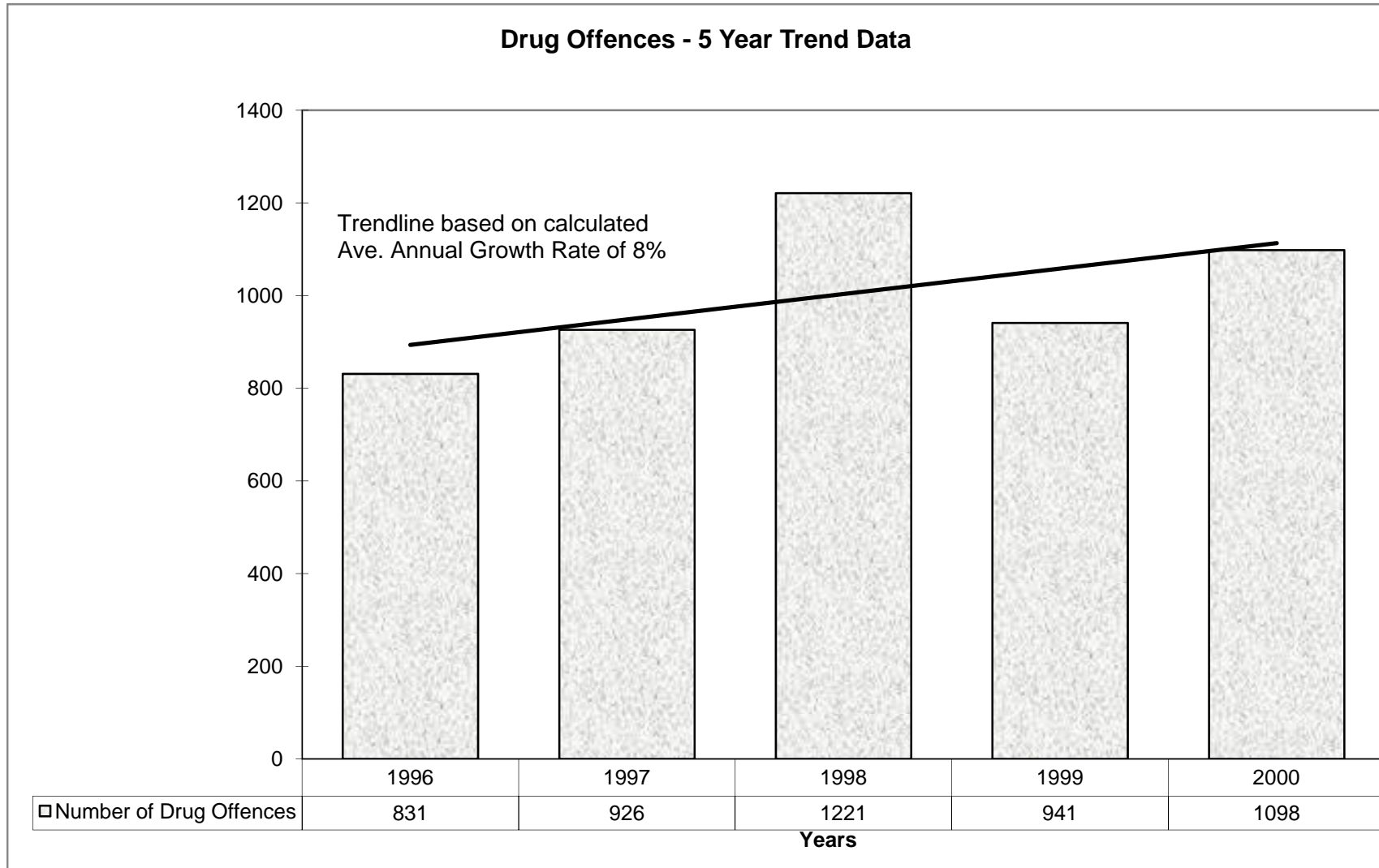


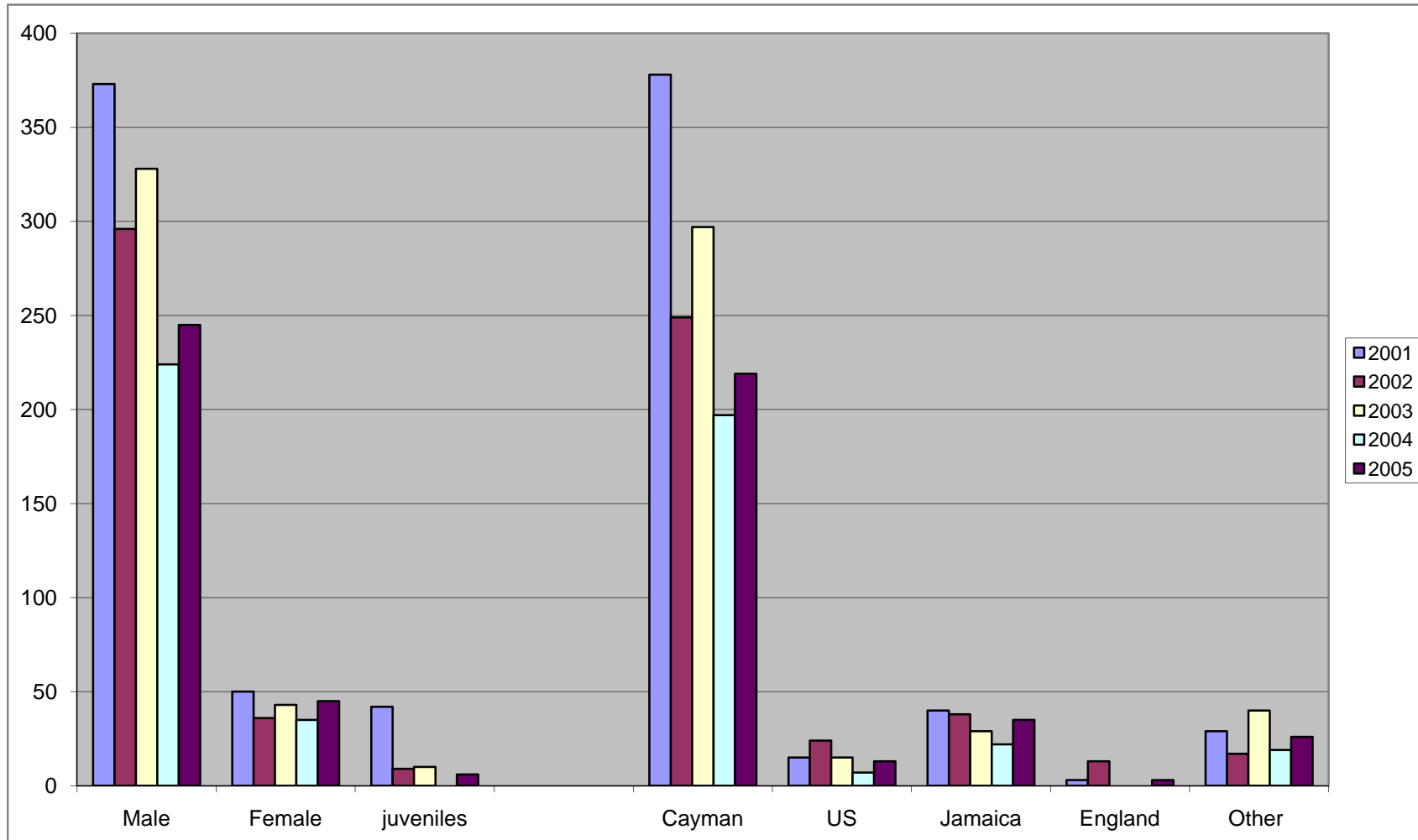
CHART 2:



5 YEAR TREND:

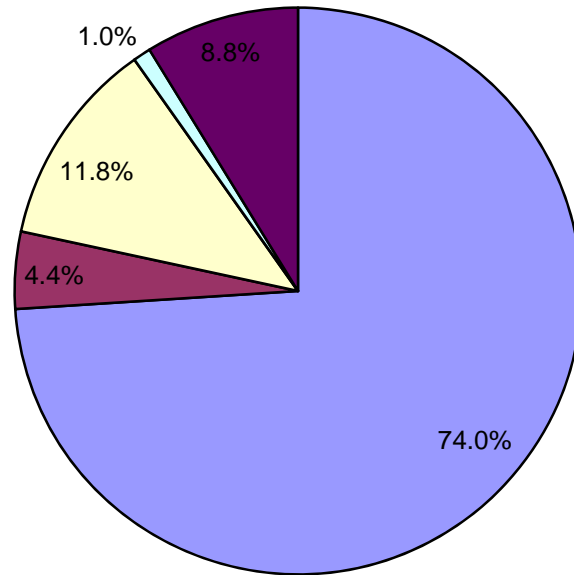


COMPOSITE FIGURE 3:



PIE CHART ARRESTS:

Arrest for Drug related Offences by Nationality 2005



■ Cayman ■ US ■ Jamaica ■ England ■ Other

ARREST BY NATIONALITY:

| | 1993 | 1994 | 1995 | 1996 | 1997 | 1998 | 1999 | 2000 | 2001 | 2002 |
|--------------|------------|------|------------|------------|------------|------------|------------|------------|------------|------------|
| Cayman | 441 | | 445 | 457 | 412 | 391 | 547 | 387 | 378 | 249 |
| US | n/a | | 30 | 23 | 28 | 21 | 15 | 27 | 15 | 24 |
| Jamaica | n/a | | 42 | 34 | 64 | 38 | 66 | 29 | 40 | 38 |
| England | n/a | | 1 | 2 | 2 | 3 | 7 | 3 | 3 | 13 |
| Other | 81 | | 30 | 10 | 9 | 9 | 14 | 24 | 29 | 17 |
| Total | 492 | | 548 | 526 | 515 | 462 | 649 | 470 | 465 | 341 |

| | 2003 | 2004 | 2005 |
|--------------|------------|------------|------------|
| Cayman | 297 | 197 | 219 |
| US | 15 | 7 | 13 |
| Jamaica | 29 | 22 | 35 |
| England | 0 | 0 | 3 |
| Other | 40 | 19 | 26 |
| Total | 381 | 259 | 296 |

| | 2001 | 2002 | 2003 | 2004 | 2005 |
|-----------|------|------|------|------|------|
| Male | 373 | 296 | 328 | 224 | 245 |
| Female | 50 | 36 | 43 | 35 | 45 |
| juveniles | 42 | 9 | 10 | 0 | 6 |

| | 2001 | 2002 | 2003 | 2004 | 2005 | % |
|---------|------|------|------|------|------|-------|
| Cayman | 378 | 249 | 297 | 197 | 219 | 74.0% |
| US | 15 | 24 | 15 | 7 | 13 | 4.4% |
| Jamaica | 40 | 38 | 29 | 22 | 35 | 11.8% |
| England | 3 | 13 | 0 | 0 | 3 | 1.0% |
| Other | 29 | 17 | 40 | 19 | 26 | 8.8% |
| | | | | 296 | 1 | |

ARREST BY SEX:

| | 1993 | 1994 | 1995 | 1996 | 1997 | 1998 | 1999 | 2000 | 2001 | 2002 |
|-----------|------|------|------|------|------|------|------|------|------|------|
| males | 422 | | 479 | 467 | 453 | 382 | 525 | 392 | 373 | 296 |
| females | 70 | | 69 | 59 | 62 | 52 | 89 | 54 | 50 | 36 |
| Juveniles | | | | | | | | 24 | 42 | 9 |
| total | 492 | | 548 | 526 | 515 | 434 | 614 | 470 | 465 | 345 |

| | 2003 | 2004 | 2005 |
|-----------|------|------|------|
| males | 328 | 224 | 245 |
| females | 43 | 35 | 45 |
| Juveniles | 10 | 0 | 6 |
| total | 381 | 259 | 296 |

Juveniles

Break Down of Juveniles

| Gender | 2005 | 2003 | 2002 |
|--------|------|------|------|
| Male | 5 | 9 | 7 |
| Female | 1 | 1 | 2 |
| Total | 6 | 10 | 9 |

