



HER MAJESTY'S PRISONS SURVEY REPORT (HMPS2009)

Mrs. Luisa McLaughlin – Research and Information Officer, NDC

Dr. Ken-Garfield Douglas, Consultant

November 2009

ACKNOWLEDGEMENTS

It must be acknowledged that this study would not have been possible without the cooperation and support of many individuals and organisations alike. Since its inception, many have provided valuable input into this study. We are especially grateful to *HMPS Northward, HMPS Fairbanks and Eagle House* for their assistance and corporation in coordinating the fieldwork.

Special thanks to all volunteer interviewers, whose valuable contributions were highly appreciated.

We are also indebted to the dedicated work of Dr. Ken-Garfield Douglas who assisted in the development of the HMPS2009 study for the Cayman Islands.

We hereby gratefully acknowledge the contributions made by all involved in this initiative.

CONTENTS

1. INTRODUCTION AND OBJECTIVES	8
Previous Research	8
Objectives	10
2. METHODOLOGY	12
Survey Design and Procedures.....	12
Survey Administration	13
Data Analysis, Interpretation and Presentation	14
3. RESULTS	17
a. Demographics	17
Age and gender.....	17
Figure 1. Percentage distribution of ages	17
Race	18
Figure 2. Percentage distribution of race	18
Marital status	18
Figure 3. Percentage distribution of marital status	19
Dependants	19
Nationality.....	19
District of residence	20
Table 1. District of residence by status of offence	20
Education	20
Table 2. Level of education completed	21
Housing	21
Figure 4. Housing before incarceration	21
Living arrangements before incarceration.....	22
Figure 5. Living arrangements before incarceration	22
Mobility	22
Figure 6. Relocation within the last 12 months – prior incarceration	22
Legal source of income – before incarceration	23
Table 3. Legal source of income	23

Regular legal occupation – before incarceration	23
Table 4. Regular legal occupation	24
Parental upbringing	24
Figure 7. Parental upbringing	24
Legal support during incarceration	25
Table 5. Legal sources of income during incarceration	25
HIV and Hepatitis	25
Abuse.....	25
Figure 8. Prevalence of reported abuse	26
b. Self reported drug use prevalence	26
Table 6. Overall prevalence and incidence of various drugs	26
Figure 9a. Self reported use prevalence	28
Figure 9b. Self reported use prevalence	28
Age of first use of substances	29
Table 7. Age of first use of substances	29
Figure10. Mean age of initiation	30
Number of days using substances in the last 30 days.....	30
Table 8. Percentage of Number of days using substances in the last 30 days	30
Sources	31
Table 9. Sources	31
Family knowledge and use	32
Figure 11. Family knowledge about illegal drug use	33
Figure 12. Family use of illegal drugs	33
Injected drugs.....	33
Treatment for substance abuse.....	33
Figure 13. Counselling or rehabilitation treatment	34
Non-prescribed drugs	35
Stop using drugs.....	35
Figure 14. Able to stop using drugs while incarcerated	35
Figure 15. Reasons to stop using drugs during incarceration	35

	Table 10. Factors that prevent further usage of drugs while incarcerated or on the streets	36
c.	Criminal Activity.....	37
	Access to drugs while incarcerated	37
	Prison status.....	37
	Place of arrest.....	37
	Figure 16. Place of arrest.....	38
	Previous criminal activity.....	38
	Table 11. Previous criminal activity	39
	Current and past offending	39
	Ever served prison term.....	40
	Ever fined	40
	Ever been on probation.....	40
	Court order.....	40
	Figure 17. Characteristics of offending.....	40
	Involvement of drugs in offending.....	41
	Figure 18. Involvement of drugs in offending	41
	Involvement of alcohol in offending	41
	Figure 19. Involvement of alcohol in offending.....	42
d.	Weapon use.....	42
	Table 13. Responses to questions on availability of guns and the perception of gun use in dealing with drugs.....	42
e.	Drug Market.....	44
	More accessible drug in the community	44
	Figure 20. Most accessible drug	44
	Buyers and sellers	44
	Figure 21. Buy or brought drugs	45
	Figure 22. Sell or sold drugs	45
	Trade of products	46
	Table 14. Trade of products for drugs.....	46
f.	Mandatory services	46

Figure 23. Mandatory services in prison..... 47

4. CONCLUSIONS AND RECOMMENDATIONS 49

REFERENCES 57

APPENDIX 60

Introduction and Objectives

1. INTRODUCTION AND OBJECTIVES

Her Majesty's Prison Survey (HMPS2009) reflects the need to know the pattern of drug use in prisons of the Cayman Islands. In this report, it can be appreciate the extent and patterns of illicit drug use among inmates of the three prison services: Northward, Fairbanks and Eagle House.

Indeed, the prison population presents different epidemiological parameters to the general population. In this context, various international agencies recommended that the collection of data on health needs in the population must consider inmates as part of it. Similarly, the Caribbean and Latin-American Observatories on Drugs declares the need for continue vigilance on drugs in prison.

In order to develop this strategy of surveillance, it was necessary to conduct this survey of the inmate population. Such a study allows for the analysis of factors including family, personal use, heath, criminal history, weapons, drug market and other indicators that outlining parameter to follow.

Previous Research

In 2008, a pilot survey was conducted at the three facilities of Her Majesty's Prison Services in the Cayman Islands. This produced a broad picture of the consumption of illegal and legal drugs for the first time in the Cayman Islands. By far, most inmates reported high levels of consumption of alcohol, tobacco and marijuana, mainly, during lifetime and a small consumption in the last 30 days before the survey.

To date there has been limited research on the distribution of illicit drugs in prisons. Most of the literature focuses on prevalence of drug use, injecting risk behaviour and the effectiveness of drug treatment. These studies tell us little about drug supply and buying or marketing in prison. This is partly due to the difficulties inherent in collecting such information.

Many obstacles to conducting research among inmates have been identified in many jurisdictions. Some studies disclose information about the market and the use of drugs internally, including users and dealers. But in this pursuit of findings, some individuals feel skeptical with the survey and knowing that their sources of supply, dealers and methods of distribution can be exposed. Prisoners may also fear the consequences of disclosure, which could include reduced access to drugs, further restrictions on prisoner activities, and reprisals—either against the prisoner or family and friends outside of prison. Other individuals have suggested that there are likely to be marked differences between prisons in the prevalence of drug use, the extent of any internal markets, the degree to which they are structured and organized, and the supply routes into prison.

Researchers would therefore find it difficult to synthesize such a wide range of activities to develop a comprehensive view of prison markets and how they could be tackled.

Other sources however can produce useful information on prison markets, in particular ex-prisoners and serving prisoners who are undergoing drug treatment. Those working in prisons may also have useful information that can contribute to the overall picture of prison drug markets. (Penfold, Turnbull, Webster 2005).

Prison drug use, despite being less frequent than in the general population, can intensify the dangers associated with drug use in the community—in particular dangers relating to debt and the possibility of violence and bullying (Swann and James, 1998). Some studies provide information on patterns of drug use and give some indication of supply and distribution, dealing indirectly with drug supply and distribution patterns in prison (e.g. Dillon, 2001).

An important starting point within the literature is that there should be little surprise that prison inmates use drugs or indeed that they take risks in smuggling drugs into prison. Risk taking is as much a part of prison life as it is outside of prisons. However, Cohen and Taylor (1972) argue that prisons may actually enhance such behaviour. Controls within prisons have unintended consequences which can lead to risk behaviour:

“The gross power imbalance in the prison, coupled with the sheer monotony of a long sentence encourages an ideology of risk which matches the criminal value system.”

Swann and James (1998) conclude that: “for most respondents the prison environment (reduced availability apart) only encouraged drug use” (Swann and James, 1998: 264).

Objectives

The main objectives of this survey were to provide more details about the consumption pattern of drug among inmates, identify associated risk practices and to understand the social dynamics of offending behaviour and drug use.

The specific objectives were to:

- Describe the consumption pattern among inmates before and during incarceration;
- Describe social factors related to offending and drug use; and ,
- Describe the relationship between drug use and criminal behaviour among inmates.

Methodology

2. METHODOLOGY

Survey Design and Procedures

Her Majesty's Prison Service requested that the National Drug Council (NDC) assist them in getting a clearer picture of several indicators (drugs, offences, weapons, drug market, etc.) among inmates at the three prison facilities in the Cayman Islands: Northward, Fairbank and Eagle House.

The methodology is based on an adoption of the I-ADAM (*International Arrestee Drug Abuse Monitoring – National Institute of Justice – USA*) Survey Instrument for Arrestees, used in other countries in the Caribbean like Barbados, Trinidad & Tobago and Bermuda.

The HMPS2009 employs a census¹ of inmates. In 2009, 196 inmates (both male and female) were reported incarcerated, but for the survey purposes, only 181 inmates were considered as total incarcerated population: 14 inmates were not taken into consideration because they were part of the high risk and basic units and one female was at the hospital.

Although sample surveys are preferable for collecting data in large populations, there are several advantages to census surveys when the population is small, as is the case for Her Majesty's prison population. First, public acceptance and compliance is often enhanced in complete surveys. In turn, this also strengthens political acceptance and credibility, especially in new research endeavors. Second, data analysis is less complicated because calculation of sampling error is irrelevant. Third, survey

¹ A **census** is the procedure of systematically acquiring and recording information about the members of a given population. It is a regularly occurring and official count of a particular population. The census can be contrasted with sampling in which information is obtained only from a subset of a population.

administration (in this case, interviews) is easier, and fourth, census surveys provide the maximum numbers required to study subgroup differences. In summary, census surveys can increase reliability of collected data and the public's acceptance of the results.

Survey Administration

Interviews were done between August 17 and 19, 2009. All prison services agreed to participate in the survey. An information flyer was distributed to officers and inmates and a 'questions session' was programmed two weeks prior to the survey, to explain to the inmates the reasons for the survey and how beneficial it would be overall.

Volunteers from the community service organizations and NDC staff agreed to assist with the survey interviews. In an effort to standardize survey administration, volunteers attended a training session, which lasted one hour approximately one week prior to conducting the survey. This training addressed procedures and guidelines for conducting HMPS2009.

The questionnaire was elaborated and adapted based on several meetings with the prison staff, stakeholders, Dr. Ken-Garfield Douglas and the NDC staff.

It was coordinated with each prison service the dates and hours available to complete the interviews. The prison staff determined the physical spaces (classrooms, chapel, patio, etc.) for the interviews and these were conducted individually, in an environment where only interviewers and respondents were present in order to preserve the confidentiality of responses.

Data Analysis, Interpretation and Presentation

Readers should note the following important points regarding the data analysis in this report, or any survey report: (1) Since there is still the probability of chance findings, we cannot treat all absolute differences in percentages as meaningful and important; and (2) small percentages are more unreliable than larger percentages.

Characteristics of the Study Population

Ethnic Origin (Race)		Technical or vocational qualifications	
Black	94 (64.8%)	Yes	66 (45.5%)
White	12 (8.3%)	No	78 (53.8%)
Asian	2 (1.4%)	Level of Education	
Spanish/ Hispanic/Latino	11 (7.6%)	Never attended school	7 (4.8%)
Other	24 (16.6%)	Complete primary school	13 (9.0%)
		Complete middle school	37 (25.5%)
		Complete high school	74 (51.0%)
Marital Status		Complete college/university	13 (9.0%)
Single	98 (67.6%)	No graduate	1 (0.7%)
Married	24 (16.6%)		
Separated	8 (5.5%)	Pre-arrest Housing	
Divorced	11 (7.6%)	Rented private house/apt	43 (29.7%)
Widow/Widower	1 (0.7%)	Parents/family own house	67 (46.2%)
Living together	3 (2.1%)	Own home (Docs. in your name)	29 (20.0%)
		Government housing	3 (2.1%)
Country of Birth		Homeless/not fixed house	2 (1.4%)
Bahamas	1 (0.7%)		
Cayman	110 (75.9%)	Housing change - 12 months prior	
Colombia	2 (1.4%)	No change	103 (71.0%)
Cuba	3 (2.1%)	Changed once	19 (13.1%)
Honduras	2 (1.4%)	Changed twice	16 (11.0%)
Jamaica	17 (11.7%)	Changed three or more times	7 (4.8%)
Nicaragua	2 (1.4%)		
Philippine	2 (1.4%)	Status	
Trinidad	1 (0.7%)	Remanded	29 (20.0%)
USA	5 (3.4%)	Sentenced (convicted)	116 (80.0%)

Dual Citizenship Countries (<i>Citizenship in another country e.g born in Jamaica with Caymanian Status</i>)			
British	1(0.7%)	District of residence	
Canada	1 (0.7%)	George Town	54 (37.2%)
Cayman	12 (8.3%)	Bodden Town	15 (10.3%)
Honduras	2 (1.4%)	West Bay	56 (38.6%)
Jamaica	3 (2.1%)	East End	8 (5.5%)
Mexico	1 (0.7%)	North Side	5 (3.4%)
Saint Lucia	1 (0.7%)	Cayman Brac/Little Cayman	2 (1.4%)
USA	4 (2.8%)	Other (arrested at seaport/airport)	5 (3.4%)

Resource: NDC - HMPS2009

RESULTS

3. RESULTS

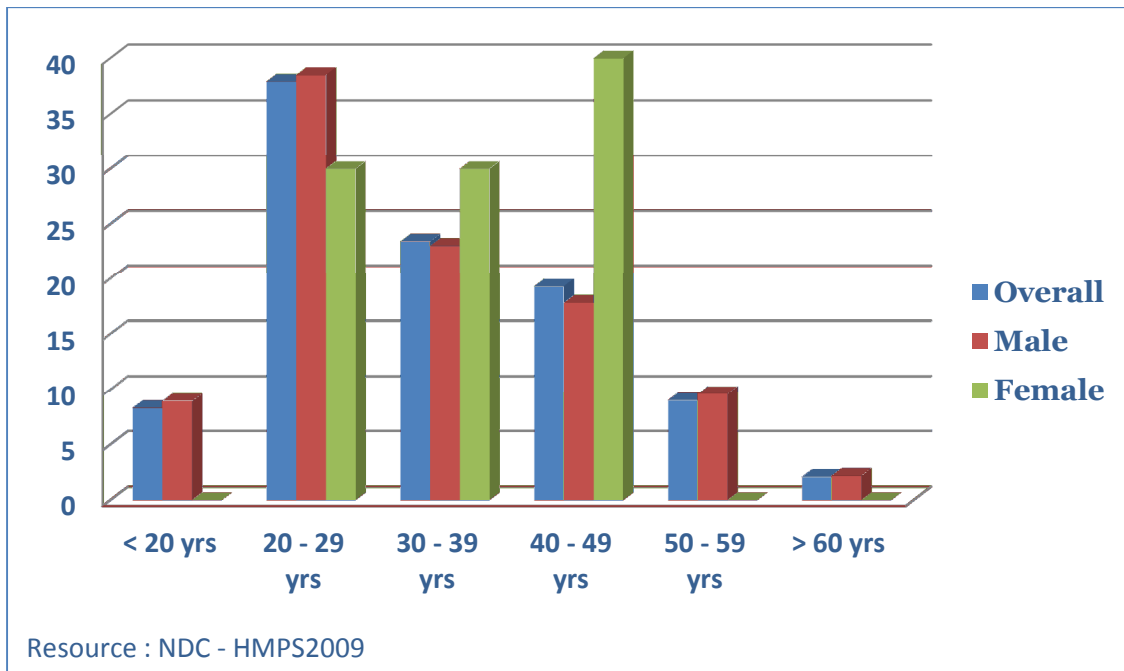
a. Demographics

Age and gender

About 93.1% of the respondents were males (135/145) while 6.9% (10/145) were females. Overall, the mean age was 37.5 years with a median of 36 years. The ages ranged from 15 to 67 years with a modal age of 29 years. Most of the inmates (69.6%) were less than 49 years.

The majority of male inmates were in the age bracket of 20 – 29 years (38.5%) followed by 30 – 39 years (23.0%) and then those 40-49 years (17.8%). Among females, the majority was in the 40 – 49 years (40.0%) followed by 20-29 years and 30 – 39 years brackets (30.0% each).

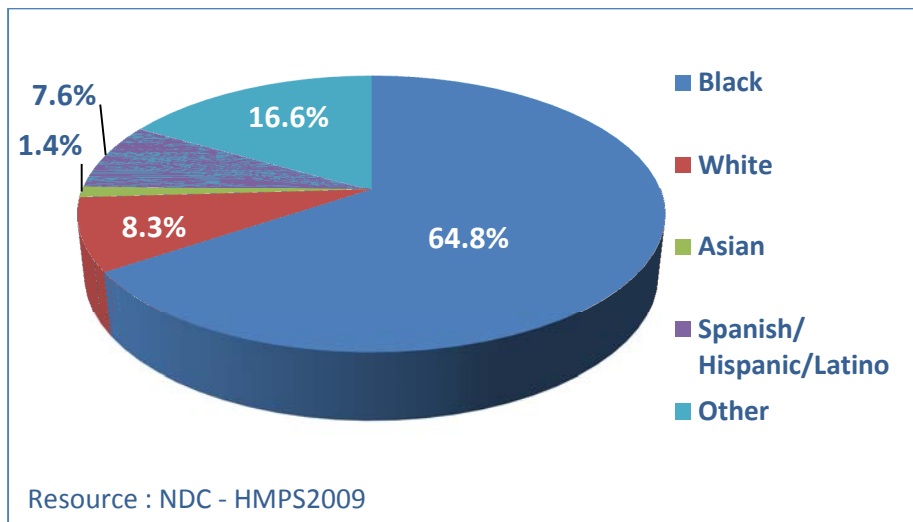
Figure 1. Percentage distribution of ages



Race

More than half of all respondents (64.8%) were Black, followed by 'other' races (16.6%), White (8.3%), Spanish/Hispanic/Latino (7.6%) and Asian (1.4%). There were notable more Blacks in the 20-29 years bracket and 30 – 39 years bracket. Most of the White respondents were in the 20 – 29 years and 40 – 49 years brackets (41.7% each). Asians were in 20 – 29 years and 40 – 49 years brackets (50.0% each). Spanish were mainly in the 20 -29 years (36.4%), 30 – 39 years (27.3%) and 40 – 49 years (18.2%) brackets.

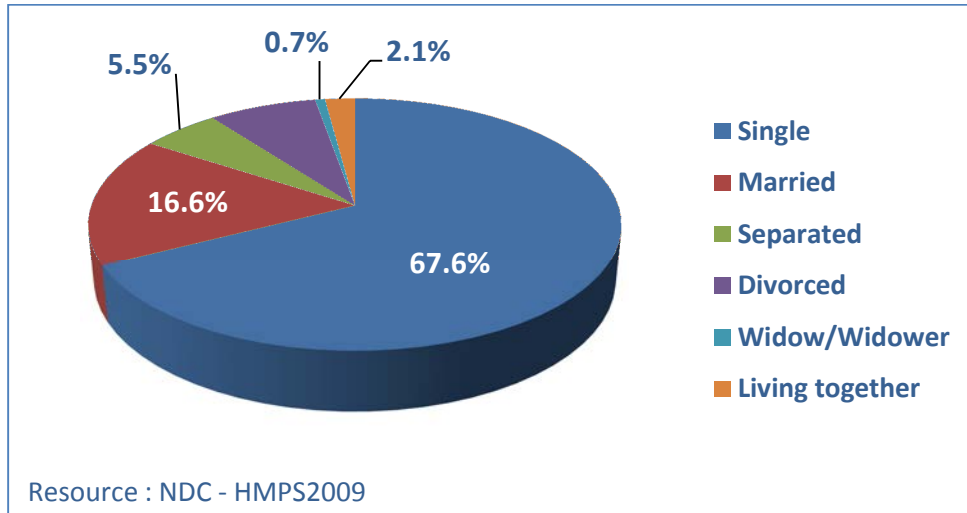
Figure 2. Percentage distribution of race



Marital status

Most of the offenders were single (67.9%). About 16.6% were married and 13.1% were either separated (5.5%) or divorced (7.6%). A small proportion reported their status as living together (2.1%) and 0.7% were widowed.

Figure 3. Percentage distribution of marital status



Dependants

Six of every ten inmates (57.9%) reported that they had a dependant. The average number of dependants overall was three. The numbers ranged from 1-6. About 28.3% reported one dependant, 14.5% had two, 4.1% had three and 4.2% reported more than four dependants.

Nationality

The majority of the offenders were from Cayman Islands (75.9%). Some 11.7% were from Jamaica, followed by 3.5% from other Caribbean countries. About 3.4 were from the USA, 2.8% were from other Central American countries, 1.4% were from other South American countries and 1.4% from Asian countries.

About 17.4% of persons reported that they hold citizenship in countries other than that of their birth (dual citizenship). Of this 17.4% of persons, 8.3% reported they have been granted Caymanian Status or are Naturalized Caymanians. Citizenship also include 3.5%

from Canadian or the USA, 2.1% from Jamaica, 2.1% from other Central American countries, 0.7% from Great Britain and 0.7% from other Caribbean countries.

District of residence

Almost four of every ten inmates (38.6% and 37.2% respectively) previously resided in George Town and West Bay; 10.3% resided in Bodden Town, 5.5% resided in East End 3.4% resided in North Side while 1.4% previously resided in Cayman Brac or Little Cayman. Among inmates on remand most (34.5%) resided in West Bay, followed by George Town. For those that were sentenced, majority were from West Bay (39.7%) followed by George Town (37.1%). 3.4% of inmates were arrested at the seaport or at the airport of the Cayman Islands.

Table 1. District of residence by status of offence

District	Overall	Remanded	Sentenced
George Town	54(37.2%)	11(37.9%)	43(37.1%)
Bodden Town	15(10.3%)	4(13.8%)	11(9.5%)
West Bay	56(38.6%)	10(34.5%)	46(39.7%)
East End	8(5.5%)	1(3.4%)	7(6%)
North Side	5(3.4%)	2(6.9%)	3(2.6%)
Cayman Brac/Little Cayman	2(1.4%)	0	2(1.7%)
Other (arrested at seaport/airport)	5(3.4%)	1(3.4%)	4(3.4%)

Resource: NDC - HMPS2009

Education

A notable proportion of the inmates had complete high school (51.0%) or completed middle school (25.5%). Smaller percentages reported having completed primary school (9.0%) and completed college/university (9.0%). Some 4.8% of inmates never attended school and less than one percent did not graduate.

Table 2. Level of education completed

Level of Education	Overall	Remanded	Sentenced
Never attended school	7(4.8%)	3(10.3%)	4(3.4%)
Complete primary school	13(9%)	2(6.9%)	11(9.5%)
Complete middle school	37(25.5%)	7(24.1%)	30(25.9%)
Complete high school	74(51%)	16(55.2%)	58(50%)
Complete college/university	13(9%)	0	13(11.2%)
No graduate	1(0.7%)	1(3.4%)	0

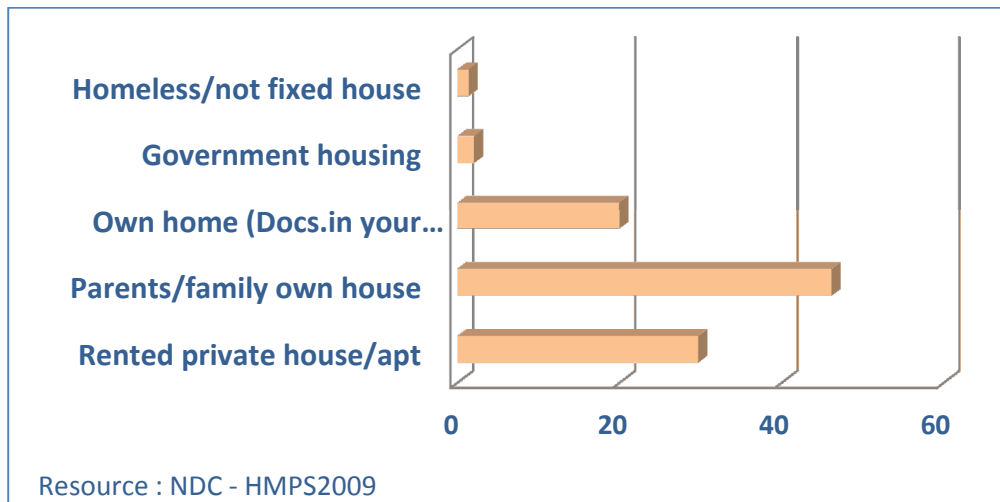
Resource: NDC - HMPS2009

A notable high proportion (almost half) of inmates reported that they had attained technical or vocational qualifications (45.5%).

Housing

The majority of inmates reported a stable housing before being incarcerated: 46.2% reported live in parents/family-own house and 20.0% reported live in their own home (documents in their name). Some 29.7% reportedly live in rented private house/apartment while 2.1% live in Government housing and 1.4% reported been homeless or having no fixed housing.

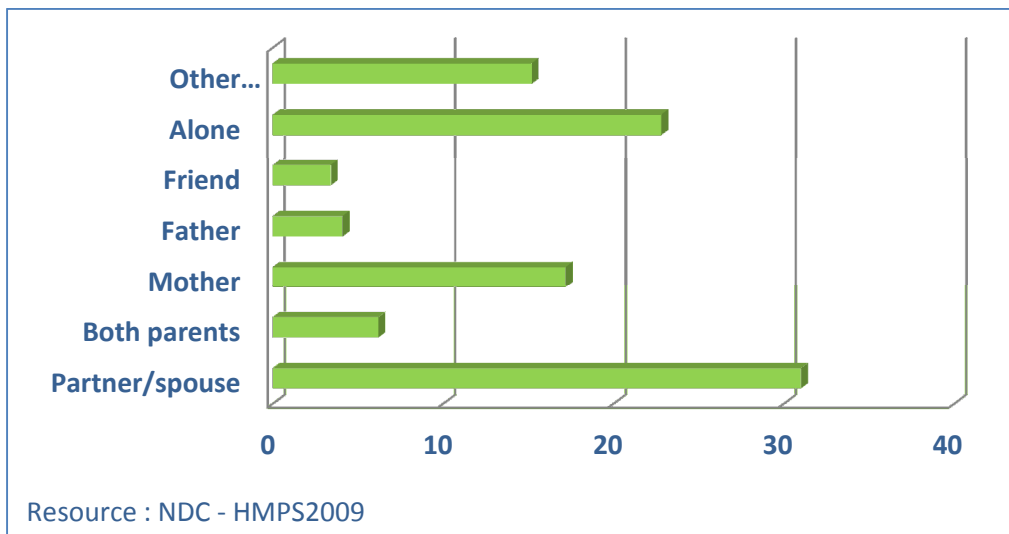
Figure 4. Housing before incarceration



Living arrangements before incarceration

Large proportions of inmates (31.0%) were living with their partners/spouse before incarceration or were living alone (22.8%). 17.2% were living with their mother and 15.2% reportedly had other living arrangements (living with some other relatives, children or guardian). Some 6.2% reported living with their parents and 3.4% with friends.

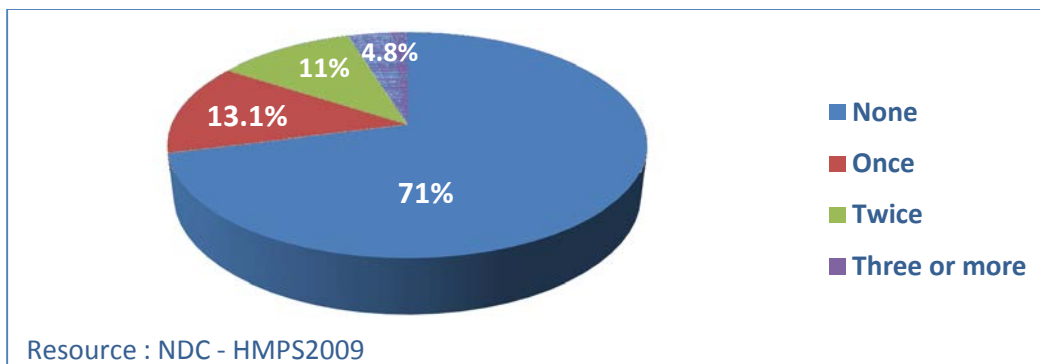
Figure 5. Living arrangements before incarceration



Mobility

The majority (71.0%) indicated that they had not moved in the last 12 months prior of incarceration. About 13% reported having moved once, 11.1% twice and 4.8% three or more times.

Figure 6. Relocation within the last 12 months – prior incarceration



Legal source of income – before incarceration

Most of the legal sources of income of inmates before prison were from full time work (+36hrs p/week) (51.7%), followed by self-employed/odd jobs (24.1%), part-time work (-36hrs p/week) (13.1%), ‘other’ sources (2.8%) and family and friends (1.4%).

For those who indicated not working, most reported ‘not working and not looking’ (13.8%) followed by ‘not working and looking’ (4.1%). Less than one percent of respondents reported that they were sick/disable and unable to work (0.7%), they were students (0.7%), were retired (0.7%) and were on welfare or government benefits (0.7%).

Table 3. Legal source of income

Legal sources of income before incarceration:		If not working, other categories:	
Full time work	75 (51.7)	Not working and looking	20 (13.8)
Part-time work	19 (13.1)	Not working and not looking	6 (4.1)
Self employed/odd jobs	35 (24.1)	Sick/disable & unable to work	1(0.7)
Family and friends	2 (1.4)	Student	1(0.7)
Other	4 (2.8)	Retired	1(0.7)
None	9 (6.2)	Welfare or Gov. Benefits	1(0.7)

Resource: NDC - HMPS2009

Regular legal occupation – before incarceration

About 41% of inmates reported having worked in construction before incarceration, followed by 17.9% indicating that they worked in mechanical/electrical/plumbing and 9.7% each in water sports/fishing/marine and customer sales/services.

Small proportions of inmates were working in different areas: 7.6% in professional (e.g. banker, office work), 0.7% in administrative duties (e.g. file clerk), 2.8% in hospitality/hotel industry, 1.4% transportation and 1.4% in work experience /apprenticeship. 6.2% of inmates reported been unemployed or had other legal occupation before incarceration.

Table 4. Regular legal occupation

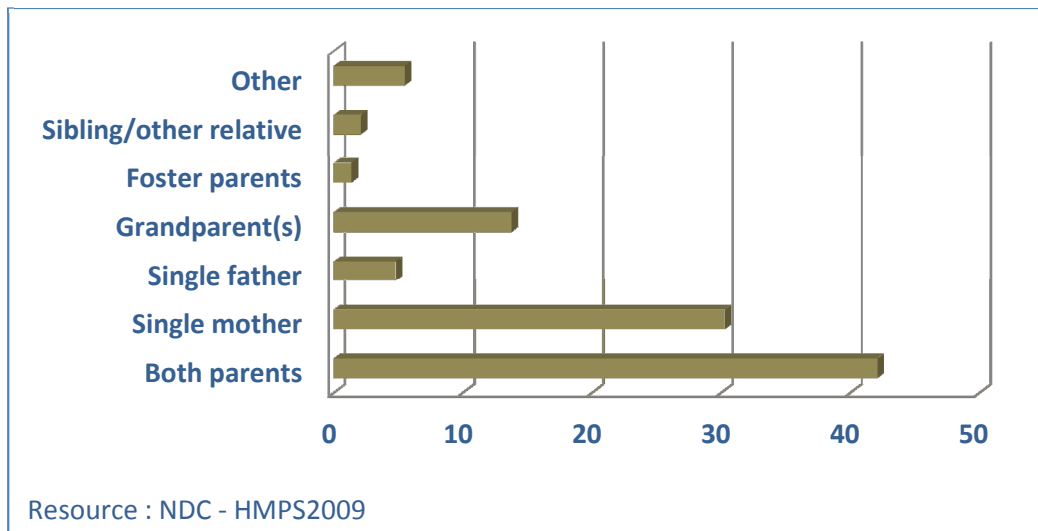
Work experience/apprenticeship	2 (1.4)	Administrative duties (e.g. file clerk)	1 (0.7)
Customer sales/services	14 (9.7)	Hospitality/Hotel Industry	4 (2.8)
Construction	59 (40.7)	Transportation	2 (1.4)
Mechanical/Electrical/Plumbing	26 (17.9)	Unemployed	7 (4.8)
Water Sports/Fishing/Marine	14 (9.7)	Other	2 (1.4)
Professional (e.g. Banker, office wk)	11 (7.6)	Missing	3 (2.1)

Resource: NDC - HMPS2009

Parental upbringing

Some 42% of inmates indicated been raised by both parents. 30.3% reported been raised by single mother, followed by 13.8% raised by grandparent(s), 4.8% raised by single father, 2.1% raised by sibling or other relative and 5.5% reported been raised by some 'other' person.

Figure 7. Parental upbringing



Legal income during incarceration

In order to obtain legal income during incarceration, most inmates (64.1%) were working fulltime and others (23.4%) received support from family and friends. A small proportion reportedly worked part-time (6.9%) or received legal support from other sources (2.8%). Just 3.1% reported none legal support.

Table 5. Legal sources of income during incarceration

	Freq.
Full time work party	93 (64.1)
Part-time work party	10 (6.9)
Family and friends	34 (23.4)
Other	4 (2.8)
None	3 (2.1)

Resource: NDC - HMPS2009

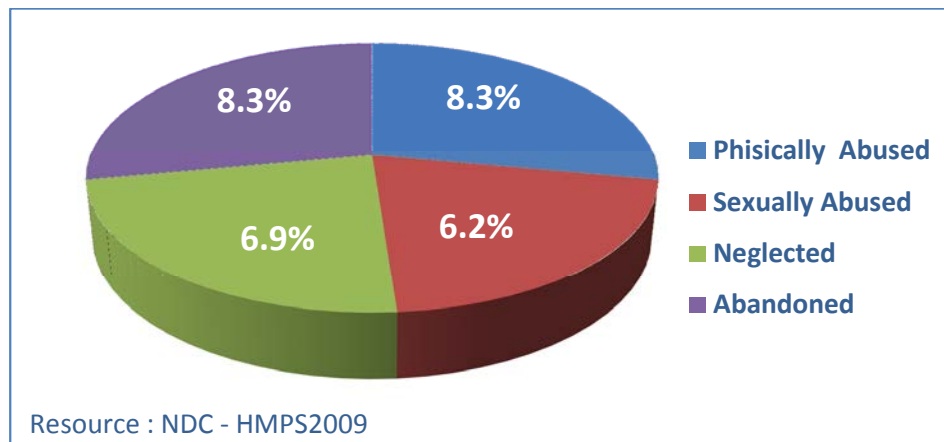
HIV and Hepatitis

Just one inmate indicated a positive HIV status. Also, it was indicated that this was confirmed by testing. One inmate indicated a hepatitis diagnosis.

Abuse

About 8.3% of inmates reported they were physically abuse (11 males and 1 female) and 6.2% reported were sexually abuse (8 males and 1 female). Inmates were asked to indicate if they were neglected or abandoned by their parents before the age of five years. In response, 6.9% indicated that they were neglected (10 males and no females) and 8.3% were abandoned (11 males and 1 female).

Figure 8. Prevalence of reported abuse



b. Self reported drug use prevalence

Table 6. Overall prevalence and incidence of various drugs

	Prevalence		
	Lifetime	Annual	Current
Tobacco	84.1	77.9	72.4
Alcohol	93.8	35.9	12.4
Marijuana	81.4	54.5	48.3
Crack Cocaine	20.0	4.8	0.7
Cocaine Powder	20.7	3.4	-
Heroin	2.8	-	-
Ecstasy	12.4	-	-
LSD	6.2	-	-
Methamphetamine	2.1	-	-
Valium/ Benzodiazepines	11.7	3.4	2.8
Methadone	2.1	-	-
Donkey Weed	13.1	0.7	0.7
Season Spliff	9.0	1.4	0.7
Magic Mushrooms	9.0	0.7	0.7
Other Drugs	2.8	2.8	2.8

Reported tobacco use was high - (84.1%) for lifetime use, 77.9% for use in the last year and 72.4% reported used in the last 30 days. Reported lifetime use of alcohol was the highest prevalence reported (93.8%). However, past year prevalence was only 35.9% and current use was 12.4%.

Lifetime marijuana use was significant high at 81.4% - which means, that eight of every ten respondents reported lifetime marijuana use. Last year prevalence was 54.5% and current use prevalence still notably high at 48.3%. About 20.0% of the respondents indicated lifetime use of crack cocaine, but this notably decrease to 4.8% in the last year and 0.7% in the last 30 days. Less than a quarter of all respondents reported lifetime prevalence of cocaine powder (20.7%), with minimal use reported in the last year (3.4%) and no use in the last 30 days.

Reported lifetime use in heroin was low (2.8%) but notably high for ecstasy (12.4%); for LSD lifetime prevalence was 6.2% and methamphetamine was 2.1%. For valium/benzodiazepines lifetime use was 11.7%, 3.4% in the last 12 months and in the last 30 days 2.8%. Reported lifetime prevalence for methadone was 2.1%.

For substances like *donkey weed* (a wild bush that grows locally) lifetime prevalence was 13.1%, last 12 months prevalence was 0.7% and last 30 days prevalence was 0.7%. For *seasoned spliff* (combination of marijuana and crack cocaine), lifetime prevalence was 9.0%, annual prevalence was 1.4% and current prevalence was 0.7%. Lifetime prevalence for *magic mushrooms* (type of mushrooms that contains psychoactive chemicals) was 9.0%, annual prevalence was 0.7% and current prevalence was 0.7%. The lifetime use of *other drugs* that had not been mentioned during the survey was 2.8%, annual prevalence was 2.8% and current prevalence was 2.8%.

Figure 9a. Self reported use prevalence

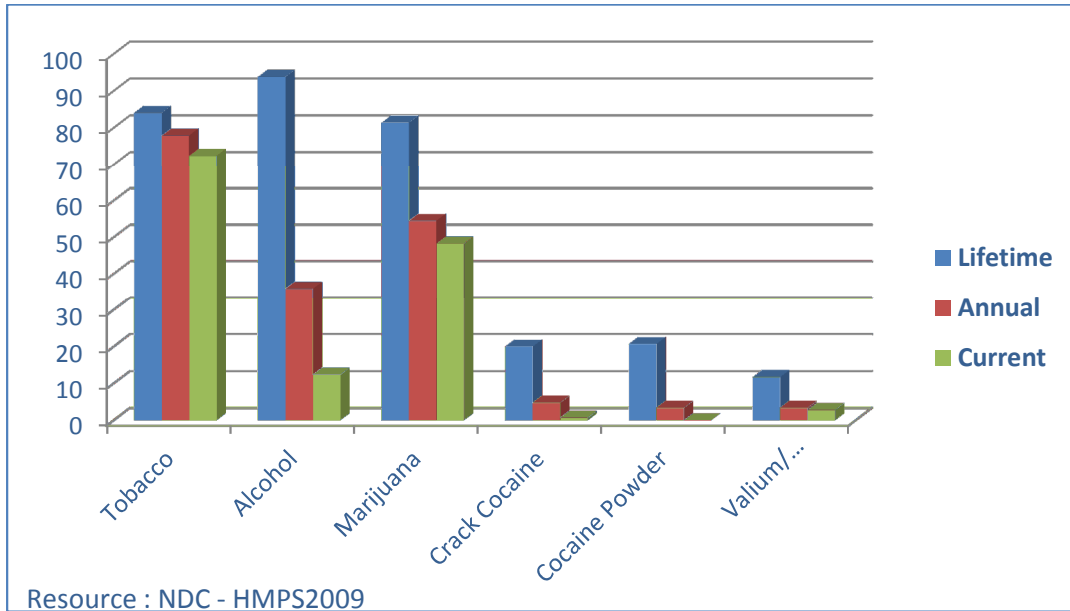
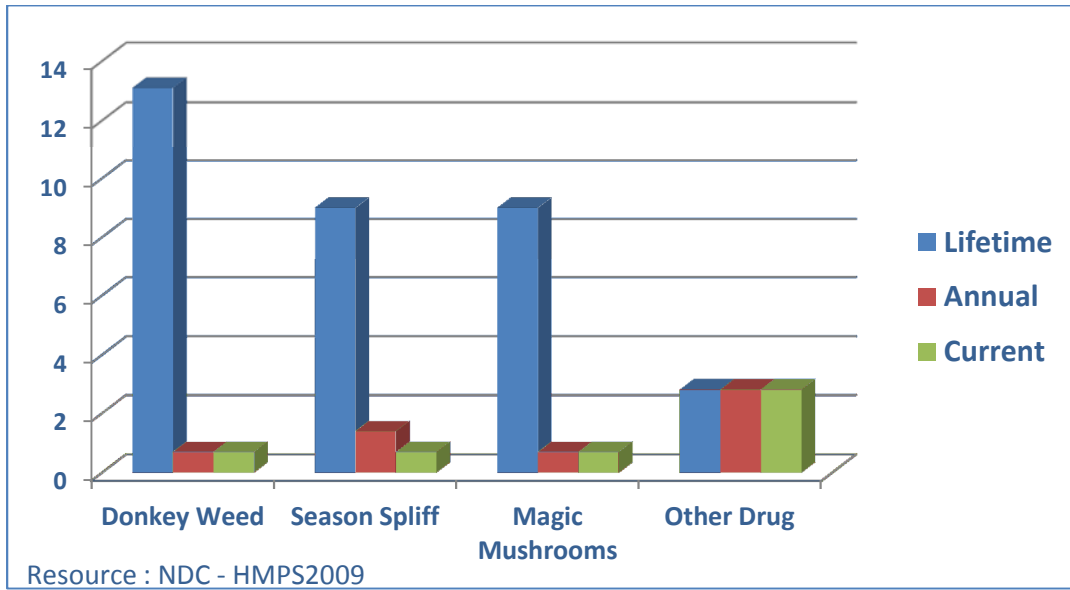


Figure 9b. Self reported use prevalence



Age of first use of substances

Table 7. Age of first use of substances

	Age of first use			Age of first use	
	Mean (yrs)	Median (yrs)		Mean (yrs)	Median (yrs)
Tobacco (n=122)	17.6	16	Methamphetamine (n=3)	36.7	30
Alcohol (n=131)	14.1	14	Valium/ Benzodiazepines (n= 15)	24.6	23.5
Marijuana (n=117)	17.9	17	Methadone (n=3)	31	25
Crack Cocaine (n=28)	25.4	23	Donkey Weed (n=19)	15.9	15
Cocaine Powder (n=27)	24.8	24	Season Spliff (n=13)	25.4	24
Heroin (n=4)	25.5	24.5	Magic Mushrooms (n=13)	22.9	20.5
Ecstasy (n=18)	27.5	26	Other Drug (n=4)	14.5	15.5
LSD (n=7)	25.4	19			

Resource: NDC - HMPS2009

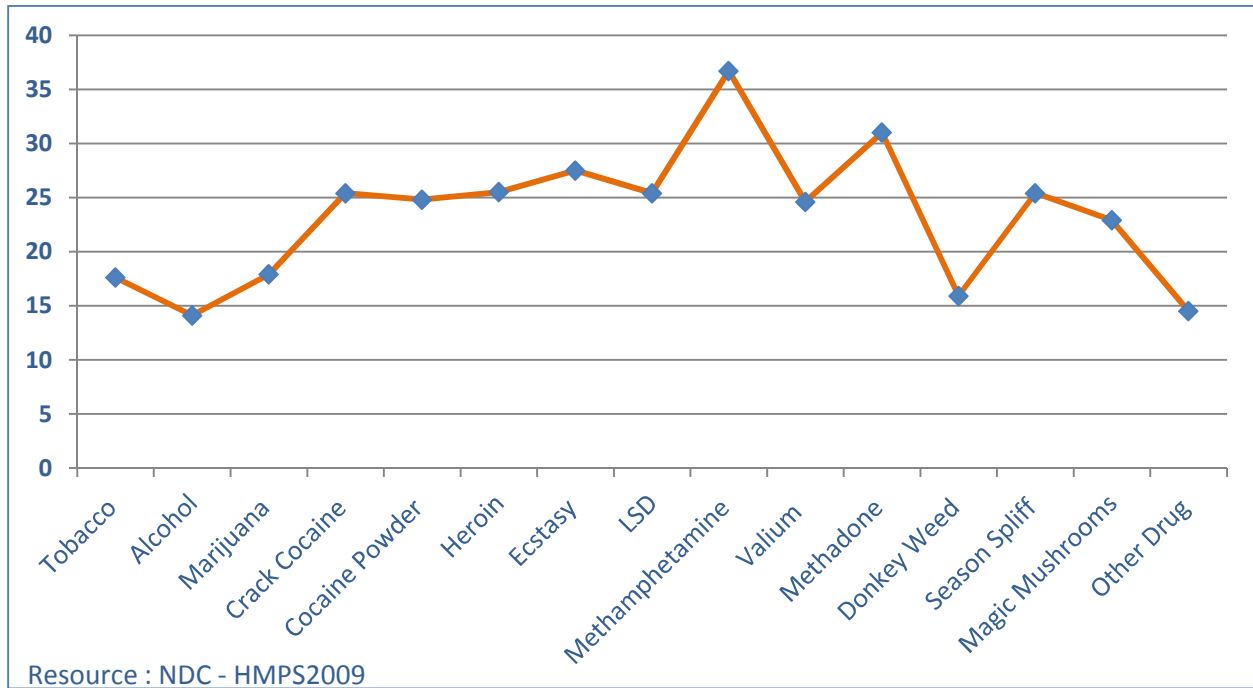
All initiation rates are based on offenders who reported having used a substance at least once in their lifetime. The mean age of first use for the licit substances (tobacco and alcohol) was less than those of illicit drugs except for marijuana, donkey weed and other drugs.

Tobacco use (mean initiation age of 17.6yrs) was started later than alcohol use (mean initiation age of 14.1yrs). The median age for tobacco use was 16yrs compared to alcohol at 14yrs of age.

Marijuana use was initiated at an equally early age as tobacco – the mean age of first use for marijuana was 17.9yrs and the median age was 17yrs. Mean age of initiation for crack cocaine was 25.4 and the median age was 23yrs and mean age of initiation of cocaine powder was 24.8yrs and the median age was 24yrs.

The data suggests that the use of heroin, ecstasy, LSD, valium, season spliff and magic mushrooms was initiated during the ages 20-29yrs, compare with methamphetamine and methadone that was initiate during the ages 30yrs or above.

Figure10. Mean age of initiation



Number of days using substances in the last 30 days

Table 8. Percentage of Number of days using substances in the last 30 days

	1 - 10 days	11- 20 days	21-30 days
Tobacco	4.8	2.8	71.7
Alcohol	10.3	1.4	14.5
Marijuana	10.3	6.9	31
Crack Cocaine	0.7	-	-
Valium/ Benzodiazepines	1.4	-	1.4
Season Spliff	-	-	0.7

Resource: NDC - HMPS2009

Most of the respondents (71.7%) reported having used tobacco between 21 – 30 days in the last 30 days, followed by 2.8% who used it between 11 – 20 days and 4.8% who used it between 1 - 10 days. For alcohol, 14.5% reported having used it between 21 – 30 days and 10.3% having used it between 1 – 10 days.

For marijuana, 31% reported having used it between 21 – 30 days in the last 30 days, followed by 10.3% having used it between 1 – 10 days and 6.9% having used it between 11 – 20 days.

Less than one percent of respondents reported use of crack cocaine (0.7%) in the last 30 days; for valium, some respondents reported using it between 1 – 10 days and other respondents reported use it between 21 – 30 days in the last 30 days. For seasoned spliff, again less than one percent of respondents (0.7%) reported using it between 21 – 30 days in the last 30 days.

Sources

Table 9. Sources

	Friends	Partner/ Spouse	Family	Shop	Dealer	Other
Tobacco	18.6	1.4	13.8	67.6	1.4	-
Alcohol	22.1	1.4	6.9	72.4	2.8	6.2
Marijuana	40	0.7	4.8	0.7	48.3	9
Crack Cocaine	4.3	0.1	-	-	14	2.3
Cocaine Powder	5.5	-	-	-	11	1.4
Heroin	-	0.7	-	-	1.4	0.7
Ecstasy	7.6	0.7	-	-	1.4	1.4
LSD	3.4	-	-	-	2.1	-
Methamphetamine	1.4	-	-	-	0.7	-
Valium/ Benzodiazepines	2.1	-	0.7	0.7	0.7	7.6
Methadone	0.7	-	-	-	2.1	-
Donkey Weed	3.4	0.7	-	-	0.7	7.6
Season Spliff	3.8	-	-	-	3.8	2.1
Magic Mushrooms	3.1	-	-	-	1	4.1
Other Drug	0.7	-	-	-	-	2.1

Resource: NDC - HMPS2009

Respondents reported that they obtain tobacco and alcohol from the stores mainly (67.6% and 72.4% respectively). Other sources of tobacco were friends (18.6%), family

(13.8%), partner/spouse (1.4%) and from dealers (1.4%). For alcohol, other sources were friends (22.1%), family (6.9%), dealers (2.8%), partner/spouse (1.4%) and other (6.2%). For marijuana, the main sources were dealers (48.3%) and friends (40.0%); followed by other (9.0%), family (4.8%), partner/spouse (0.7%) and shop (0.7%).

Crack cocaine (4.3%) and cocaine powder (5.5%) were obtained mainly from friends, followed by dealers (14.0% for crack cocaine and 11.0% for cocaine powder) and other sources (2.3% - crack cocaine and 1.4% - cocaine powder).

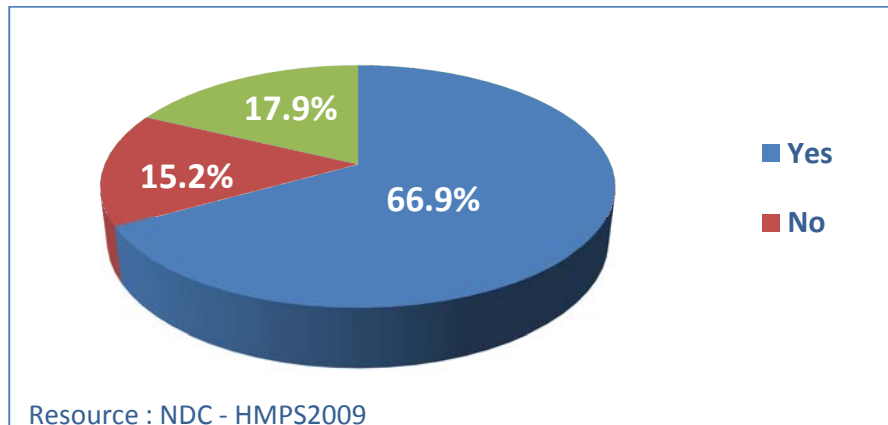
Heroin was obtained from dealers (1.4%), other source (1.4%) and partner/spouse (0.7%). For ecstasy, it was obtained from friends (7.6%) mostly, followed by other sources and dealers (1.4% each) and from partner/spouse (0.7%). LSD, methamphetamines and methadone were obtained from friends (3.4%, 1.4% and 0.7% respectively) and dealers (2.1%, 0.7% and 2.1% respectively). Valium/ Benzodiazepines were obtained from other sources—doctors prescriptions mainly—(7.6%), followed by friends (2.1%), family, shop and dealer (0.7% each).

Donkey weed was obtained from other sources—self self supplier, (7.6%), followed by friends (3.4%), partner/spouse (0.7%) and dealer (0.7%). Seasoned spliff was obtained from friends (3.8%), dealer (3.8%) and other sources (2.1%). Magic mushrooms were obtained by friends (3.1%), dealer (1.0%) and other sources (self supplier) (1.1%). Other drugs were obtained by friends (0.7%) and other sources (2.1%).

Family knowledge and use

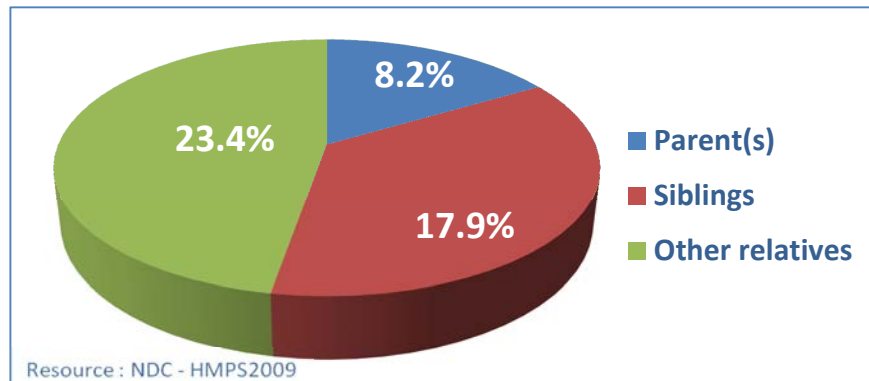
For those who reported illegal drug use, 66.9% reported that their families know about their illegal use and 15.2% reported that their family does not know.

Figure 11. Family knowledge about illegal drug use



It was reported that various family members also used illegal drugs: 23.4% of other relatives like cousins, aunts, uncles, were reported as using illegal drugs as well as siblings (17.9%) and parents (8.2%).

Figure 12. Family use of illegal drugs



Injected drugs

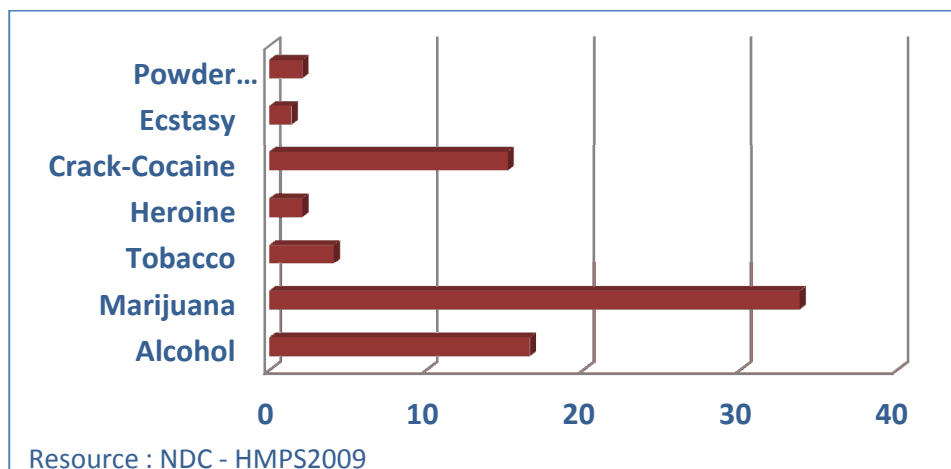
Just 2.8% of respondents reported have injected illegal drugs in their lifetime. None of the respondents reported having injected drugs in the last 30 days.

Treatment for substance abuse

Some 14 respondents (9.7%) indicating having had previous treatment for substance use or abuse. Sixty-three respondents (43.4%) have received counselling or rehabilitation

treatment as a result of substance use. For these, 33.8% have received treatment for marijuana, 16.6% for alcohol, 15.2% for crack-cocaine, 4.1% for tobacco, and 2.1% each for heroin and cocaine powder.

Figure 13. Counselling or rehabilitation treatment



A notable proportion of inmates (16.6% - 24 respondents) felt that they needed treatment for drug or alcohol use.

To the question: *Are there any other drugs on the street that you have heard are being used?* - 6.0% of the respondents reported having heard of other drug like

- Percocet (narcotic analgesic that is used to treat moderate to moderately severe pain. It contains a combination of two medicines - acetaminophen and oxycodone)
- gasoline, glue/inhalants
- diet pills
- Xanax (Benzodiazepines / used to treat anxiety disorders, panic disorders, and anxiety caused by depression)
- spice gold (mixed of spices with marijuana)
- red devils (Doxorubicin, trade name Adriamycin, a chemotherapy drug nicknamed "red devil" for its deep red color and dangerous side effects)

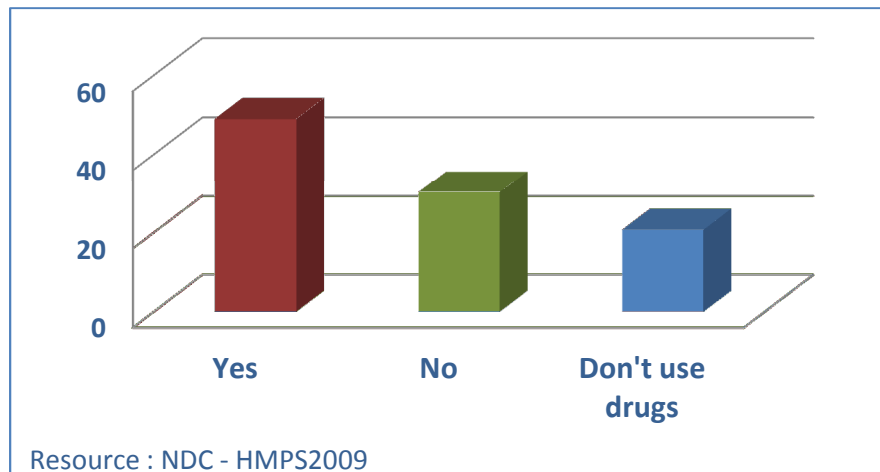
Non-prescribed drugs

Forty-seven respondents (32.4%) reported having taken a drug which was not prescribed by a doctor.

Stop using drugs

Almost half of inmates (49.0%) that reported using drugs were able to stop using drugs while incarcerated. However, 30.3% reported that they were not able to stop using drugs during incarceration and 20.7% indicated that they do not use drugs at all.

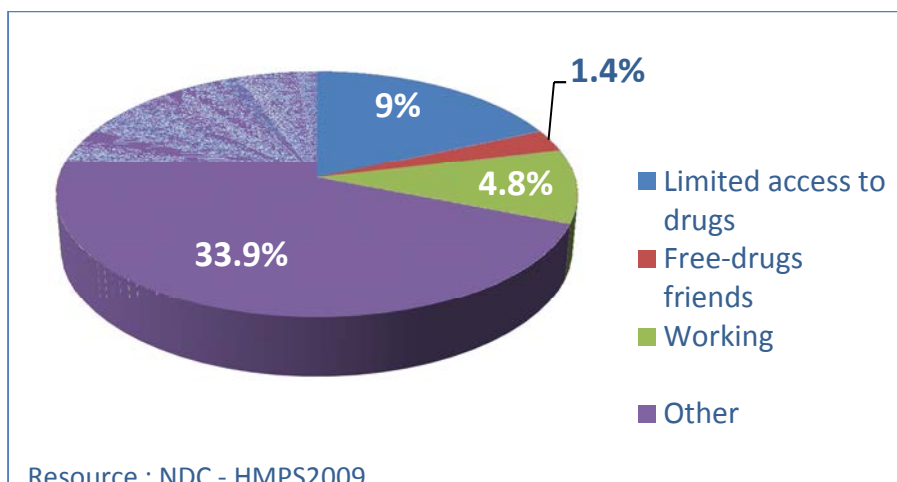
Figure 14. Able to stop using drugs while incarcerated



For those that reported been able to stop using drugs during incarceration, several reasons were give: personal choice (28.3%), to obtain prison priviledges (4.9%), family (0.7%), religion (0.7%) and 'can't afford it' (0.7%).

Other reasons reported by inmates: limited access to drugs (9.0%), been working (4.8%) and people that they associated with are not using drugs (1.4%).

Figure 15. Reasons to stop using drugs during incarceration



Other factors that the inmates reported that would help them to prevent further usage of drugs while incarceration or while on the street where classified as follows:

Table 10. Factors that prevent further usage of drugs while incarcerated or on the streets

Change of friends associate with	45 (31%)
Supportive family/friends	34 (23.4%)
Long term treatment programme	8 (5.5%)
Change of housing	10 (6.9%)
Stable employment	27 (18.6%)
Less access to drugs while in prison	17 (11.7%)
Prison treatment programme	23 (15.9)
Other	25 (17.2)

Resource: NDC - HMPS2009

Some inmates (31%) considered that changing the friends that they associate with will help to prevent further usage of drugs. In addition, the following suggestions were indicated in rank order: supportive family and/or friends (23.4%); a stable employment (18.6%); prison treatment programme (15.9); less access to drugs while in prison (11.7%); change of housing (6.9%) and long term treatment programme (5.5%).

About 17.2% considered other factors like: personal choice (8.3%), emotional and family support (4.1%), drug treatment court (0.7), counselling (0.7%) and religious (0.7%).

c. Criminal Activity

Access to drugs while incarcerated

Among inmates that reported drug use, 41.4% reported that they have access to drugs while incarcerated from other inmates; 17.2% reported have access through external sources and 8.3% reported other access (through officers, mainly) to drugs while incarcerated.

Prison status

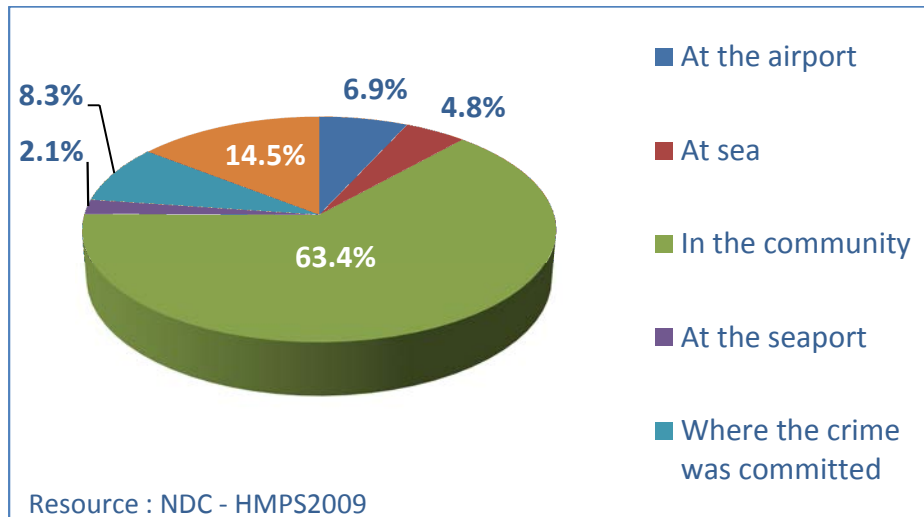
Most inmates (80.0%) were sentenced and 20.0% were on remand. Seven respondents were sentenced to life and the mean length of incarceration was 87.6 months with a median of 48 months. Some 75% of sentenced inmates were serving up to 108 months.

Place of arrest

The majority of inmates (63.4%) were arrested at or in the community (streets, home, friend's house, etc.), 8.3% were arrested where the crime was committed; 6.9% were arrested at the airport, 4.8% at sea and 2.1% at the seaport.

14.5% of the respondents reported having been arrested at other places like: workplace (3.4%), police station (3.4%), court (1.4%) or surrendered (4.1%).

Figure 16. Place of arrest



Previous criminal activity

Most of the inmates (66.2% - 96 inmates) reported previously involvement in criminal activity that has lead to legal consequences. Among these, 11.0% have been in Eagle House and the mean age of first offence was 23.6yrs.

Within this same group, 35.9% (52 inmates) were sentenced to probation; from these, 3.4% reported having been in Eagle House and 1.4% reported having been in another institution. The mean age of first offence was 23.9yrs.

A little more than half of the inmates (51.0% - 74 inmates) were sentenced to prison; from these, 6.9% reported having been in Eagle House, and 4.1% having been in another institution. The mean age of first offence was 25.6yrs.

Some 15.9% (23 inmates) of inmates were previously on parole; from these less than one percent reported having been in Eagle House. The mean age of first offence was 30.8%.

It was mentioned by some of the inmates that were arrested, sentenced to probation, sentenced to prison or on parole that their crimes were committed at earlier ages but they were not at Eagle House because this section was open in April 2004.

Table 11. Previous criminal activity

Previous criminal activity:		Eagle House	Other	Age of first Offence
Arrested	66.2	11	-	23.6
Sentenced to probation	35.9	3.4	1.4	23.9
Sentenced to prison	51	6.9	4.1	25.6
On parole	15.9	0.7	-	30.8

Resource: NDC - HMPS2009

Current and past offending

Table 12. Current offending – past offending

Charged with:	Current	Previous
Violent Offences	40.7	17.9
Property Offences	26.9	20.7
Drug Offences	32.4	35.9
Public Order Offences	17.9	12.4
Other	9.0	6.9

Resource: NDC - HMPS2009

Current offending:

Most inmates were charged with violent offences (40.7%) followed by drug offences (32.4%), property offences (26.9%) and public order offences (17.9%). Other charges reported were 9.0%.

Past offending:

61.4% of the inmates had been charged with any offence before their current charge. Most charges related to drug offences (35.9%), followed by property offences (20.7%), violent offences (17.9%) and public order offences (12.4%). Other offences reported were 6.9%.

Ever served prison term

More than half of all respondents (57.9%) indicated having served a prison term that did not include the present. For the most part, drug offences (45.2%), violent offences (25.0%), property offences (19.0%), public order offences (8.3%) and other offences (25.0%) were the reasons given.

Ever fined

About 61% of inmates had been fined. Again the offence for which inmates had been mostly fined was drug offence (40.9%). This was followed by other offences (30.7%), property offences (20.4%), public order offences (13.6%) and violent offences (7.9%).

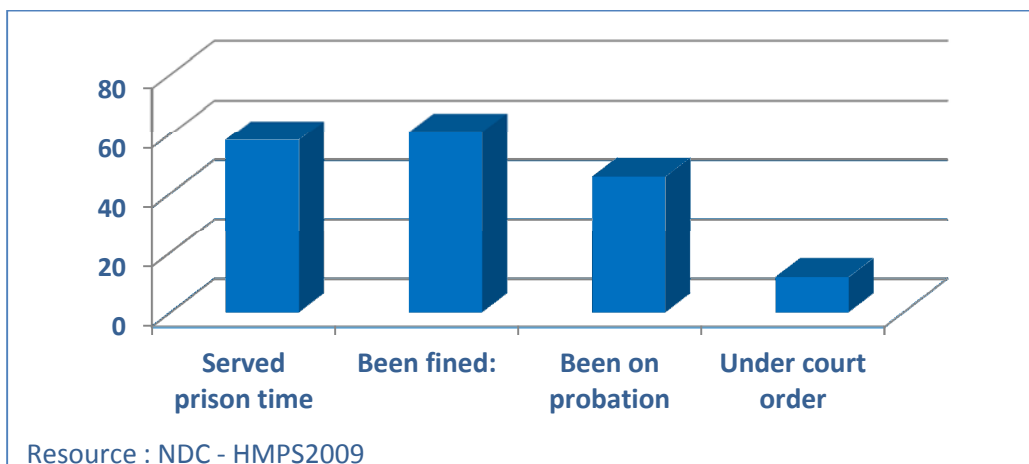
Ever been on probation

Less than half of the respondents had been on probation (45.5%). About 51.5% of these were related to drugs, 18.1% each for violent, property and other offences, and 4.5% for public order offences.

Court order

Offenders were asked whether they were under a court order when the current offence was committed. The vast majority, (87.6%) were not under any court order. However, 4.1% were on bail, 0.7% on probation order, 0.7% on conditional discharge, 3.4% on other orders.

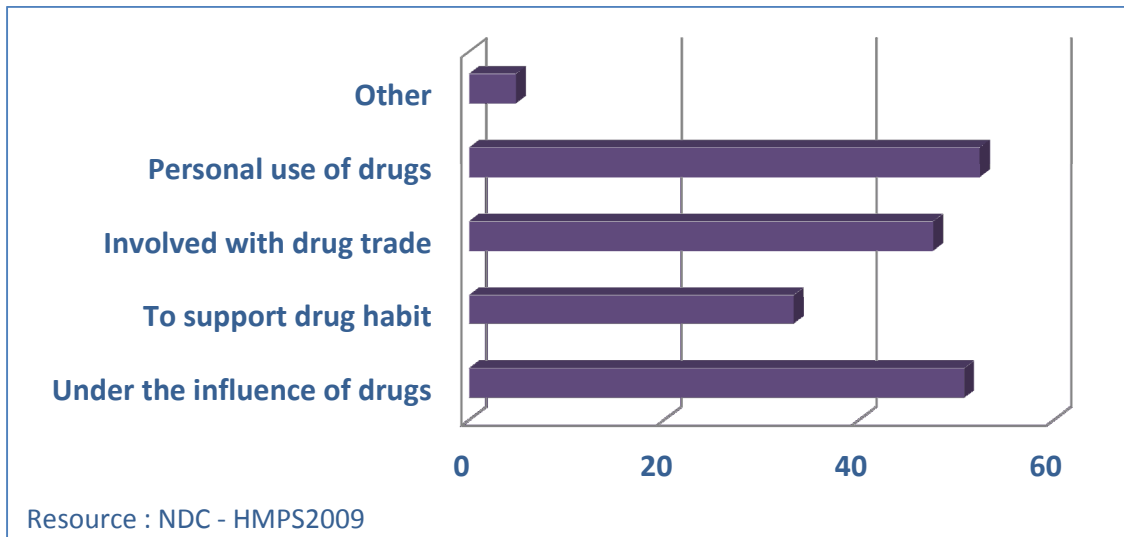
Figure 17. Characteristics of offending



Involvement of drugs in offending

A little more than four in every ten offenders (43.4%) were of the opinion that drugs were in some way connected to their current offending, while about 57.2% said drugs were connected to their previous offending. Offences committed under the influence of drugs (50.8%) and personal use of drugs (52.4%) were the predominant reasons indicated. This was followed by offences related to involving in the drug trade (47.6%), to support drug habit (33.3%) and other unspecified reasons accounted for (4.8%).

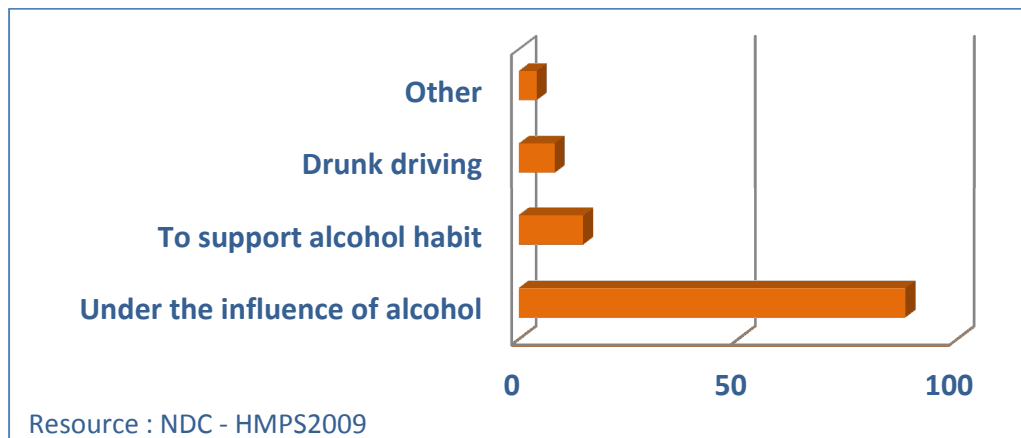
Figure 18. Involvement of drugs in offending



Involvement of alcohol in offending

Considerable fewer respondents were of the opinion that alcohol was related in some way to their offending. Less than a quarter (23.4%) said alcohol was involved in some way with their current offending and about 15.2% said that it was related to their previous offending. Some 20.7% felt the offence was committed because they were under the influence of alcohol while 3.4% said the offence was committed to support their alcohol habit and 2.8% related the offence to drunk driving. An additional 1.4% indicated other reasons.

Figure 19. Involvement of alcohol in offending



d. **Weapon use**

Table 13. Responses to questions on availability of guns and the perception of gun use in dealing with drugs

Do you own a gun:		Have you used a gun for a crime:	
Yes	11.0	Yes	14.5
No	88.3	No	84.1
Do you have access to a gun:		Is a gun necessary when dealing with drugs in CI:	
Yes	24.1	Yes	42.1
No	75.2	No	44.1
		Don't know	11.7
Is this gun licensed firearm:		Do penalties for gun crimes stop persons for carrying or using them:	
Yes	2.8	Yes	17.9
No	22.8	No	79.3
		Don't know	0.7
Describe how to obtain a gun in CI:			
Very easy	29.7		
Easy	26.9	Used another weapon for a crime:	
Difficult	7.6	Yes	30.3
Very difficult	4.1	No	69.0
Don't know	31.7		

		If other weapon, which one:	
Can you rent a gun and return it:		Knife	16.3
Yes	24.1	Razor	1.6
No	26.2	Machete	8.3
Don't know	49.0	Club, stick, bat or pipe	4.8

Resource: NDC - HMPS2009

A notably low proportion of inmates (16/145 or 11.0%) indicated that they had owned a gun and 24.1% or 35 inmates indicated they had access to a gun. However, just 2.8% reported that the gun was a licensed firearm. This indicates that most of the guns that were reportedly owned or have access were unlicensed.

In relation to obtaining a gun in the Cayman Islands, 29.7% said very easy and 26.9% said easy. This means that some 57% or more than half of all respondents felt that it was easy to access a gun in the Cayman Islands. On the contrary only 11.7% felt it was difficult (very difficult (4.1%) and difficult (7.6%)) to obtain a gun in the Islands. A relatively high proportion (31.7%) replied that they did not know how easy it was or they were unwilling to state their feelings.

About a quarter (24.1%) said that a gun can be rented for a period of time and then returned. Less than one fifth of all inmates (14.5%) indicated that they had used a gun when committed a crime but 30.3% indicated using some other type of weapon when committing a crime. The other types of weapon, besides a gun, that were indicated in rank order were: knife, machete, club/stick/bat/pipe and razor.

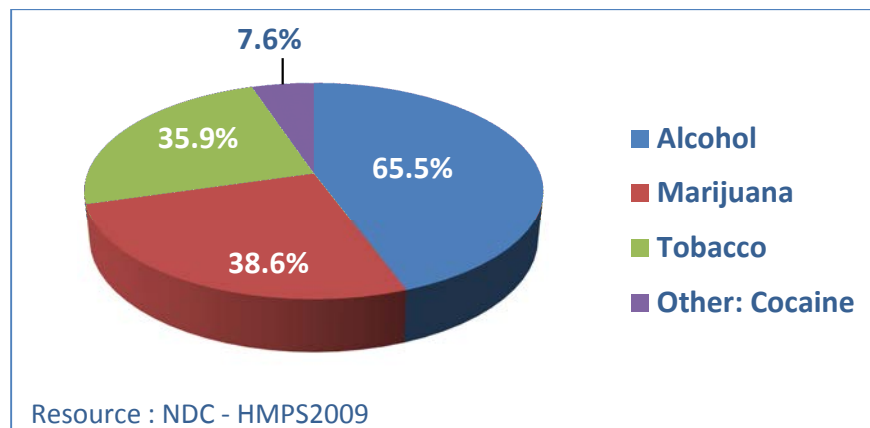
Respondents were asked, if they thought a gun was necessary when dealing with drugs in the Cayman Islands and whether they felt that penalties for gun crimes would stop persons from carrying or using them. About 42.1% of respondents were of the opinion that a gun was necessary when dealing with drugs in the Cayman Islands. Not many inmates however felt that penalties for gun crimes were deterrents to carrying or using a gun – 17.9% said yes and 79.0% said no.

e. Drug Market

Most accessible drug in the community

Most of inmates were of the opinion that alcohol was the most accessible drug in our community (65.5%), followed by marijuana (38.6%), tobacco (35.9%) and other drugs, mainly cocaine (7.6%)

Figure 20. Most accessible drug

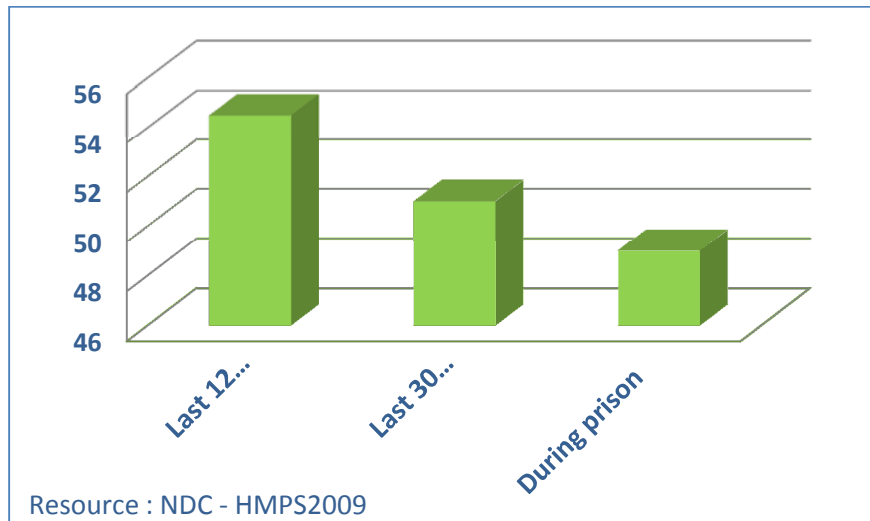


Buyers and sellers

More than half of offenders reported buying drugs sometime before been arrested - (54.5% in the 12 months before arrest and 51.0% in the 30 days before arrest). During incarceration, 49.0% of inmates reported buying illegal drugs either for themselves or for others.

Fifty-one inmates (35.2%) said that their families know that they bought drug before or during incarceration. 43.4% or 63 inmates said that their families do not know that they bought drugs and 20.7% or 30 inmates said that they never brought drugs.

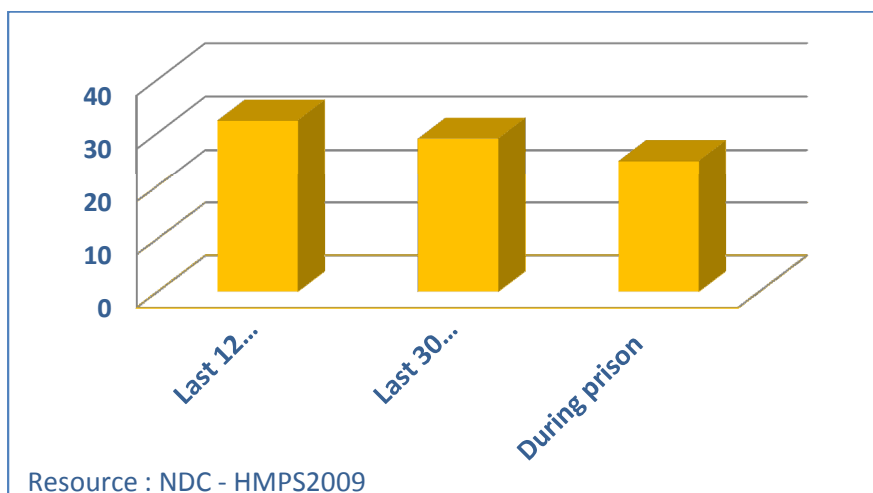
Figure 21. Buy or brought drugs



About a third (32.4%) reported selling drugs in the 12 months before arrest and 29.0% reported selling drugs in the 30 days before arrest. During prison, 24.8% of inmates reported having sold drugs to generate some kind of income.

About a fifth (20.7%) of all inmates or 30 inmates said that their families know that they sell or sold drugs; 36.6% or 53 inmates said that their families do not know and 41.4% reported never sold drugs. Some respondents (33.1%) manifested selling or having sold drugs to support themselves or their families.

Figure 22. Sell or sold drugs



Trade of products

Table 14. Trade of products for drugs

Product	In Prison	In the Community
Phone cards	34.5	-
Cigarettes	36.6	1.4
Personal belongings	9	3.4
Sexual favors	1.4	2.1

Resource: NDC - HMPS2009

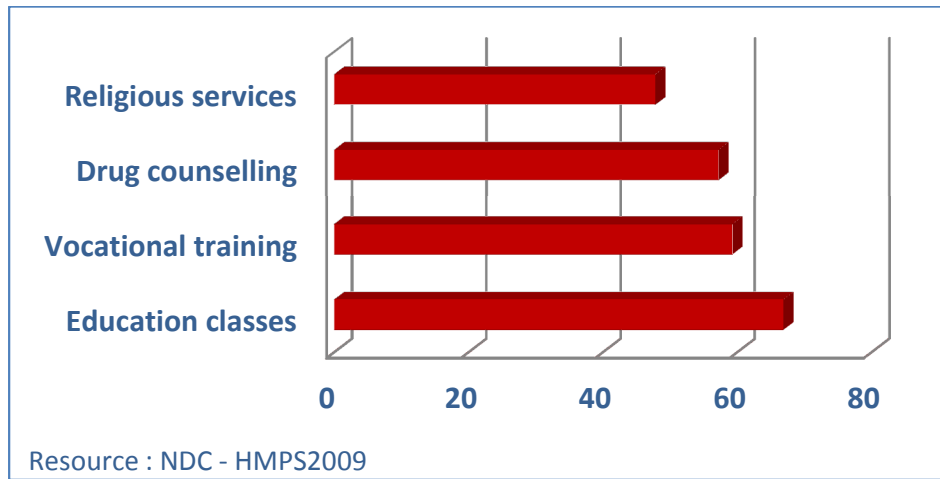
A little more than a third (34.5%) of inmates surveyed (50 inmates) indicated that, at some point, they had traded phone cards during incarceration to obtain illegal drugs. Some 36.6% (53 inmates) indicated trading cigarettes in prison and 1.4% (2 inmates) traded cigarettes in the community. Nine percent (13 inmates) traded personal belongings in prison and 3.4% (5 inmates) traded personal belongings in the community. A small proportion (1.4% or 2 inmates) reported trading sexual favors in prison and 2.1% (3 inmates) traded sexual favors in the community to obtain drugs.

f. Mandatory services

Respondents were asked “should any of the following services (education classes, vocational training, drug counselling and/or religious services) be mandatory while you are in prison?”: 66.9% or 97 inmates affirmed that education classes should be mandatory. Eighty-six inmates (59.3%) said vocational training; 57.2% (83 inmates) said drug counselling and 47.8% (70 inmates) said religious services.

Most inmates (82.8% - 120 inmates) believes that if these services were mandatory in prison, these will be more beneficial for their rehabilitation and return to the community. About 15% (22 inmates) believes that it won't be beneficial for their rehabilitation and 0.7% (1 inmate) was not sure about if these services will be beneficial or not.

Figure 23. Mandatory services in prison



Conclusions and Recommendations

4. CONCLUSIONS AND RECOMMENDATIONS

"Devising a policy for tackling drugs in prison is important. As well as reducing tensions and criminal behaviour within prison, it has a major contribution to make to reducing offending outside prison. The prize at stake for success is high. But there are very real difficulties which have to be addressed; these include the need to strike a balance between cracking down on the supply of drugs and providing humane treatment of prisoners, and a balance between a disciplinary and a therapeutic response to drug use in prison."

Home Affairs Select Committee Report on Drugs and Prisons, 1999

"The establishments that were most successful in reducing drug use integrated [supply reduction strategies] with demand reduction, by establishing a good detoxification service."

Annual Report of HM Chief Inspector of Prisons for England and Wales 2002/2003

This survey was designed to describe the drug use/misuse and drug market in all prisons of Her Majesty's Prison Services of the Cayman Islands. It is clear that drug use is commonplace within prisons, and there are various routes by which drugs reach inmates. The existence of drug markets in the prisons generates several problems:

- Continue use of drugs during incarceration;
- Starting use of drugs or change of patterns of use (for example, starting to use cocaine or other drugs); and
- Increase of violence and bullying.

Other limiting factors interfere with the effectiveness of the actions like prisons budget, human resources (trained personnel), excessive costs, security measures, visits, lack of treatment programmes, etc. It is clear for the authors that lessening these limiting factors will contribute to the rehabilitation and reintegration to the community of inmates and prevent further relapse.

The survey results show that supply and demand of drugs in all three services (Northward, Fairbanks and Eagle House) of Her Majesty's Prison Services, as reported by interviewees, are driven by two main set of factors: firstly, the impact of security on the availability of drugs and secondly, the efficacy of drug treatment programmes.

Substance Use:

- ❖ It is remarkable that the majority of inmates were current users of legal and illegal drugs in the prisons. Alcohol, tobacco and marijuana indicated the highest prevalence for lifetime, annual and current consumption. Other drugs like valium/benzodiazepines appeared with notable prevalence.
- ❖ Currently, the most used drugs were tobacco (72.4%) and marijuana (48.3%). Alcohol reported 12.4% and valium/benzodiazepines reported 2.8%.
- ❖ It is evident that the use of crack cocaine, cocaine powder, heroin, ecstasy, LSD, methamphetamine, valium/benzodiazepines, methadone, seasoned spliff and magic mushrooms was initiated at much later ages than that of tobacco, alcohol, marijuana and donkey weed.
- ❖ It is important to note that the consumption of tobacco, alcohol, marijuana and valium/benzodiazepines is not sporadic, but the reported frequencies between users are the daily use: tobacco → 71%.7 use it between 21 and 30 days; alcohol → 14.5% use it between 21 and 30 days; marijuana → 31.0% use it between 21 and 30 days; and valium/benzodiazepines → 1.4% use it between 21 and 30 days. This behaviour may reflect not only use but abuse.
- ❖ The main sources reported for obtaining legal substances (tobacco and alcohol) were the shops, friends and family. For illegal substance (marijuana, crack cocaine, cocaine powder, heroin, ecstasy, LSD, methamphetamine, valium/benzodiazepines, methadone, donkey weed, seasoned spliff, magic mushrooms, other drugs) the main sources reported were dealer, friends, and sometimes other sources like doctors and nurses, specially for substances like valium/benzodiazepines or self suppliers in cases like donkey weed, seasoned spliff and magic mushrooms.

- ❖ For those who reported illegal drug use, majority reported that their families knew about their illegal use. Also, it was reported that various family member (aunts, uncles, cousin, siblings and parents) were current users of illegal substances.
- ❖ About injected drugs, just 2.8% of respondents reported having injected illegal drugs during their lifetime but not currently.
- ❖ The participation in counselling or rehabilitation treatment programmes was considerable high (43.4%), mainly for marijuana, alcohol and crack-cocaine.
- ❖ Data indicated that inmates has experienced or heard of f other drugs used on the streets such as Percocet, gasoline, glue/inhalants, diet pills, Xanax, spice gold and red devils..
- ❖ Almost half of inmates that reportedly used illegal drugs were able to stop using drugs while incarcerated. The main reason they indicated was personal choice. Other reasons given were, to obtain privileges in prison, family, religious or/and can't afford it, limited access to drugs, working, and people they associated with were not using drugs.
- ❖ Other factors that could prevent further usage of drugs in prison or on the streets were ranked as follows: change of friends, supportive family/friends, stable employment, prison treatment programme, less access to drugs while in prison, change of housing and long term treatment programmes.

Criminal activity:

- ❖ Majority of inmates reported obtain drugs from other inmates and/or external sources. A small proportion of inmates (8.3%) reported obtain their drug through officers from the prison.
- ❖ A large proportion of inmates were convicted (sentenced) and just 20.0% of the total were on remand. Seven respondents were sentenced to life and 75% were serving sentences up to 108 months.
- ❖ The most prevalence place or arrest was within the community, meaning street, home, friend's house, etc. Other places reported were, location where the crime was committed, the airport, on the sea and at the seaport.

- ❖ It is notable that the majority of inmates indicated that they have been previously involved in criminal activities that have led to legal consequences like arrested, sentence of probation, sentence to prison and/or placed on parole.
- ❖ Violent offences were the most prevalent charges that were reported by inmates, followed by drug offences, property offences and public order offences.

Involvement of drugs and alcohol in offending:

- ❖ Four or every ten inmates (43.4%) accepted that drugs were in some way connected to their current offending. From this, majority admitted that their offences were committed while under the influence of drugs and for personal use. Other reasons given included involvement in the drug trade, and to support drug habit.
- ❖ On the other hand, a little more than one fifth (23.4%) of inmates accepted that alcohol was related in some way with their offending. The main reason reported was that the offence was committed while the influence of alcohol. Other reasons included to support their alcohol habit and/or drunk driving.

Weapon use:

- ❖ A low proportion of inmates (11.0%) admitted having a gun and 24.1% indicated have access to a gun. Most firearms were reported unlicensed.
- ❖ Inmates felt that it was it was easy or very easy to obtain a gun in the Cayman Islands. Not much inmates considered it difficult or very difficult to have access to guns. As well, it was indicated but not for many inmates that guns can be rented and returned for a period of time.
- ❖ Other weapons used in committing crimes included knives, machetes, club/stick/bat/pipe, and razor.
- ❖ It was a common opinion (42.1%) that it was necessary to use guns when dealing with drugs in the Cayman Islands. Not many inmates felt that penalties for gun crimes were deterrents to carrying or using a gun.

Drug market: buyer and sellers:

- ❖ For the majority, alcohol was considered the most available drug in the community, followed by marijuana, tobacco and cocaine in that order.
- ❖ As well, the majority reported buying drugs before been arrested and almost half of inmates acknowledged buying illegal drugs during incarceration. About selling, just a third reported selling drugs before arrest (last 12 months and/or last 30 days) and almost a quarter reporting having sold drugs during incarceration.
- ❖ Most of the families of the inmates that reported buying or selling drugs do not know about their illegal trade; for the sellers, it was admitted for a third of inmates that they did it to support themselves or their families.

Trade of products:

- ❖ The trade of products was becoming more common in all three prisons: the main product of trade was the cigarettes, followed by phone cards, personal belongings and in less proportion, sexual favors. Same pattern was reported in the community.

Mandatory services:

- ❖ Majority of inmates were motivated with the idea of attending some services proposed as mandatory while they are in prison: most inmates indicated interest in education classes, followed by vocational training, counselling and/or religious services. They believe that if these services were mandatory, it will be more beneficial for their rehabilitation and return to the community.

RECOMMENDATIONS

Drug treatment and prevention programmes:

1. **It is important to establish an effective long-term drug treatment programme in the prisons.** Scientific researches shows that drug abuse

treatment can help drug abusing offenders change their attitudes, beliefs, and behaviours towards drug abuse, avoid relapse, and successfully remove themselves from a life of substance abuse and crime. Studies reported that treatment can cut drug abuse in half, reduce criminal activity up to 80% and reduce arrest up to 60%².

2. **As it is important the implementation of treatment programmes during incarceration, it is also essential to continue with the treatment in the community—as such a relapse prevention programme should be implemented at the community level.** Continuing drug abuse treatment helps the recently released offender deal with problems that become relevant only at re-entry, such as learning to handle situations that could lead to relapse; learning how to live drug-free in the community; and developing a drug-free peer support network. Treatment in prison can begin a process of therapeutic change, resulting in reduced drug use and criminal behavior post-incarceration. Continuing drug treatment in the community is essential to sustaining these gains³.
3. **Education classes, vocational training, drug counselling and religious services are aspects that can be implementing further to the majority acceptance by the inmates as part of the treatment programme.**
4. **The implementation of prevention programmes to alert the prison population of the dangers of drug abuse should be considered as part of the overall drug prevention intervention.** Ignorance is the fertile

² Center for Substance Abuse Treatment. *The National Treatment Improvement Evaluation Study (NTIES)*. Substance Abuse and Mental Health Services Publication No. SMA-97-3156. 1997

³ National Institute on Drug Abuse. *Principles of Drug Abuse Treatment for Criminal Justice Population – A research-based guide*. NIH Publication No.06-5316 July 2006

ground for consumption of legal and illegal drugs. Fighting ignorance and increasing awareness and education will serve to eliminate the danger and risk.

Mandatory Drug Testing:

- 5. Establishing a more efficient programme of mandatory urine testing for drugs, carried out on a sample of the population at regular intervals and at the first entry on the prison, has the potential to determine the extent of drug-taking and to serve as a means of deterring inmates from the misuse of drugs.** At the same time, the Prison Service can recognize the need to balance the mandatory drug testing programme with treatment and counselling for prisoners who wanted help in addressing their drug use. The policy therefore called for the integration of mandatory drug testing into a comprehensive drugs strategy encompassing treatment and counselling, detoxification, broader health issues, and links between the prison and its local community. Attention and internal policy should be available in order that drug testing becomes more rigorous and respected.

Prescription medicines:

- 6. There is a clear need to address the misuse and diversion of prescribed medication in prison.** This can be achieved through prescribing protocols to control the amounts of drugs prescribed and the times at which drugs are dispensed (specially benzodiazepines, most common prescribed drug used in prison). Healthcare staff must identify each patient and each medication in order to avoid over-doses or traffic (trade) of these types of medication.

Security:

- 7. It is recommended to enforce the security measures,** especially with social visits, using passive drug dogs, x-ray machines, adequate staff trained for inspection and detecting suspect movements.

- 8. It is also recommended a campaign for inmates' families educating them about drugs use and its effects and also informing them about the penalties for possession with intent to supply.**

Staff/Officers:

9. Prison staff, mainly officers, must understand that creating a drug-free environment among inmates will help with the prevention programmes, education classes, counselling and rehabilitation treatments and facilitate the inmates' recovery and return to the community. Extreme measures and surveillance should be in place in order to avoid involvement from the staff in the drug market in the prisons. Education may be a most viable alternative that can be offered to staff about drugs and their consequences.

References

REFERENCES

2002 Annual Report on the state of the drugs problem in Europe Union and Norway. European Monitoring Centre for Drugs and Drug Addiction (EMCDDA). ISB 92-9168-125-3.

Annual Report on Substance Abuse Treatment Programs Fiscal Year 2008. Report to the Congress – As required by the violent crime control and law enforcement act of 1994. The Federal Bureau of Prisons – Department of Justice, USA. January 2009.

Brown, S. R. (2004) *Alternatives to prison for nonviolent drug offenders.* Wisconsin Briefs for the Legislative Reference Bureau. Brief 04-10. May 2004 www.legis.state.wi.us/lbr

Bureau of Justice (BJS) (2000) Drug Use, Testing and Treatment in Jails. US Department of Justice, Office of Justice Programs. NCJ, 179999. U.S.A.

Cohen, S. and Taylor, L. (1972) *Psychological Survival.* 2nd Edition. Harmondsworth, Middlesex, England: Penguin, 1981.

Dillon, L. (2001) Drug use among prisoners: An exploratory study. Health Research Board. Dublin, Ireland.

Hasbún, J. (2002) *Estudio de Prevalencia y Patrones de Consumo de Drogas en las Cárceles Dominicanas.* Consejo Nacional de Drogas – Dirección de Información e Investigación. República Dominicana

Jiménez Rojas, F. (2007) *El consumo de drogas en la población privada de la libertad mayor de edad, indiciada y sentenciada en los sistemas penitenciarios de América, la relación con la comisión de sus delitos y las necesidades de tratamiento por dicho consumo: propuesta metodológica para su estudio.* Comisión Interamericana para el Control del Abuso de Drogas, Organización de los Estados Americanos – CICAD/OEA

Karberg, J.C. and James, D.J. (2005) *Substance dependence, abuse, and treatment of jail inmates, 2002.* Washington, DC: U.S. Department of Justice, Office of Justice Programs, Bureau of Justice Statistics. U.S.A.

Oñobre de Torre, J.; Silvosa Rodriguez, G. (2006) Encuesta sobre Salud y Consumo de Drogas a los internados en Instituciones Penitenciarias (ESDIP), 2006. Delegación del Gobierno para el Plan Nacional sobre Drogas – Ministerio de Sanidad y Consumo. España

Penford, C; Turnbull, P; Webster, R. (2005) *Tackling prison drug markets: an exploratory qualitative study*. Home Office Online Report 39/05. London: Home Office

Pernanen, K.; Cousineau, M.; Brochu, S.; Sun, F. (2002) *Proportions of Crimes associated with Alcohol and Other Drugs in Canada*. Canadian Centre on Substance Abuse. Canada.

Swann, R. and James, P. (1998) *The effect of the prison environment upon inmate drug taking behaviour*. The Howard Journal, 37 (3), 252-265. UK.

Appendix

PRISON QUESTIONNAIRE

This survey is being conducted with all prisoners (at Northward, Fairbanks and Eagle House). The purpose of the survey is to find out the programme needs of the population as it relates to the delivery of education, treatment and rehabilitation services for those affected by substance abuse. Your involvement can have a direct effect on what programmes are introduced within prison.

Within the questionnaire there are other types of questions that you might not think are related to substance use. Please complete those too, as they allow us to consider how substance use might be related to your offending.

There is no assumption that you have ever used alcohol or other drugs.

Do not put your name on the questionnaire. The information you give is to be kept completely confidential. We ask you, therefore, to be completely honest and accurate when you answer these questions. Remember too that this survey is completely voluntary.

INSTRUCTIONS FOR COMPLETING QUESTIONNAIRE

MOST QUESTIONS ARE FOLLOWED BY A LIST OF ANSWERS. PLEASE CHOOSE THE ANSWER THAT YOU THINK IS BEST FOR YOU AND INDICATE YOUR CHOICE IN ONE OF THE BOXES TO THE LEFT.

FOR EXAMPLE:

How would you rate your physical health?

- 1 Excellent
- 2 Very good
- 3 Good
- 4 Fair
- 5 Poor

BEFORE STARTING TO ANSWER THIS SURVEY, PLEASE INDICATE THE CURRENT TIME.

___ __: ___ __ (For example, 10:05)

- HMP NORTHWARD
- HMP FAIRBANKS
- EAGLE HOUSE

DEMOGRAPHICS

The first few questions are about you. Please only check one box when responding to each question.

1. How old are you? _____

2. Are you male or female?

- 1. Male
- 2. Female

3. Race:

- 1. Black
- 2. White
- 3. Asian
- 4. Pacific Islander
- 5. Spanish/Hispanic/Latino
- 6. Other _____

4. What is your marital status?

- 1. Single
- 2. Married
- 3. Separated
- 4. Divorced
- 5. Widow/Widower
- 6. Living together

5. Do you have dependants:

- 1. Yes
- 2. No

If yes, how many are under age16: _____

6. In which country were you born? _____

7. Are you a citizen of any other country?

- 1. Yes
- 2. No

If yes, which _____

8. What district did you live in before coming to prison?

- 1. George Town
- 2. Bodden Town
- 3. West Bay
- 4. East End
- 5. North Side
- 6. Cayman Brac/Little Cayman
- 7. Other (arrested at seaport/airport) _____

9.

a. What is your level of education? (Please indicate one)

- 1. Never attended school
- 2. Completed Primary School

- 3. Completed Middle School
- 4. Completed High School
- 5. Completed College/University

b. Do you have any technical or vocational qualifications?

- 1. Yes
- 2. No

10. What type of housing did you live in before coming to prison?

- 1. Rented private house/apartment
- 2. Parents/Family own house
- 3. Own home (documents in your name)
- 4. Half-Way House (CHRC/transitional)
- 5. Government housing
- 6. Homeless or no fixed housing
- 7. A treatment programme or hospital

11. How many times have you moved within the last 12 months before prison?

- 1. None
- 2. Once
- 3. Twice
- 4. Three or more times

12. Who did you live with before prison?

- 1. Partner/spouse
- 2. **Both** Parents
- 3. Mother
- 4. Father
- 5. Friend(s)
- 6. Alone
- 7. Other arrangement (specify)

13. **A.** What were your main legal sources of income **before** prison? (**Read all options**)

- 1. Full time work(36+hrs p/week)
- 2. Part-time work(-36hrs p/week)
- 3. Self Employed/Odd jobs
- 4. Family and friends
- 5. Welfare or government benefits
- 6. Other _____
- 7. None

B. If you were not working, what category describes you best? (**Read all options**)

- 1. Not working and looking
- 2. Not working not looking

- 3. Sick / disabled and unable to work
- 4. Student
- 5. Retired

14. What was your regular legal occupation?

- 1. Work experience/Apprenticeship
- 2. Customer Sales/Service
- 3. Construction
- 4. Mechanical/Electrical/Plumbing
- 5. Water sports
- 6. Professional (e.g. Banker/office wk)
- 7. Administrative duties (e.g. file clerk)
- 8. Hospitality/Hotel Industry
- 9. Transportation (taxi/bus service)
- 10. Unemployed
- 11. Other _____

15. Which of these descriptions best describes your parental upbringing?

- | | |
|--|--|
| 1. <input type="checkbox"/> Raised with both parents | 5. <input type="checkbox"/> Raised by foster parents |
| 2. <input type="checkbox"/> Raised by single mother | 6. <input type="checkbox"/> Raised by sibling/other relative |
| 3. <input type="checkbox"/> Raised by single father | 7. <input type="checkbox"/> Other _____ |
| 4. <input type="checkbox"/> Raised with grandparent(s) | |

16. What are your main means of **legal** support or income **while** in prison? (**Read all options**)

- | | |
|--|---|
| 1. <input type="checkbox"/> Full time work party | 4. <input type="checkbox"/> Other _____ |
| 2. <input type="checkbox"/> Part-time work party | 5. <input type="checkbox"/> None |
| 3. <input type="checkbox"/> Family and friends | |

The following questions are about your personal health. Please be reminded that all information will be kept strictly confidential.

17. As far as you know, are you HIV positive?

- | | |
|---------------------------------|--|
| 1. <input type="checkbox"/> Yes | 2. <input type="checkbox"/> No (If not, skip to Q.19) |
|---------------------------------|--|

18. If you are HIV positive, has this been confirmed by testing?

- 1. Yes
- 2. No

19. Have you ever been diagnosed with Hepatitis C?

- 1. Yes
- 2. No

20. Have you ever been:

- a. Physically abused: 1. Yes 2. No
- b. Sexually abused: 1. Yes 2. No
- c.

21. Were you neglected or abandoned by parents before the age of 5 yrs:

- a. Neglected: 1. Yes 2. No
- b. Abandoned: 1. Yes 2. No

DRUG USE / Self Reported Drug Use

Have you used this substance in your Lifetime	Have you used this substance in the Last 12 months	Have you used this substance in the Last 30 days	If you have answered yes. What Age did you first use?	Number of days that you have used in the last 30 days
---	--	--	---	---

Have you used NDC:	<input checked="" type="checkbox"/> yes <input type="checkbox"/> no	<input type="checkbox"/> yes <input checked="" type="checkbox"/> no	<input type="checkbox"/> yes <input checked="" type="checkbox"/> no	10	0
Have you used TOBACCO:	<input type="checkbox"/> yes <input type="checkbox"/> no	<input type="checkbox"/> yes <input type="checkbox"/> no	<input type="checkbox"/> yes <input type="checkbox"/> no		
Have you used ALCOHOL: (beer, wine, rum, whiskey)	<input type="checkbox"/> yes <input type="checkbox"/> no	<input type="checkbox"/> yes <input type="checkbox"/> no	<input type="checkbox"/> yes <input type="checkbox"/> no		
Have you used MARIJUANA: (ganja, herb weed, grass, pot, maryjane,)	<input type="checkbox"/> yes <input type="checkbox"/> no	<input type="checkbox"/> yes <input type="checkbox"/> no	<input type="checkbox"/> yes <input type="checkbox"/> no		
Have you used CRACK COCAINE: (rocks, base, nuggets, kryptonite, devil drug)	<input type="checkbox"/> yes <input type="checkbox"/> no	<input type="checkbox"/> yes <input type="checkbox"/> no	<input type="checkbox"/> yes <input type="checkbox"/> no		
Have you used COCAINE POWDER: (snow, coke, nose candy, blow, big c, white lady)	<input type="checkbox"/> yes <input type="checkbox"/> no	<input type="checkbox"/> yes <input type="checkbox"/> no	<input type="checkbox"/> yes <input type="checkbox"/> no		

Have you used HEROIN: (horse, smack, dope, smack, junk, big h, scag)	<input type="checkbox"/> yes <input type="checkbox"/> no	<input type="checkbox"/> yes <input type="checkbox"/> no	<input type="checkbox"/> yes <input type="checkbox"/> no		
Have you used ECSTASY: (X, XTC, MDMA, Adam, hug, love drug)	<input type="checkbox"/> yes <input type="checkbox"/> no	<input type="checkbox"/> yes <input type="checkbox"/> no	<input type="checkbox"/> yes <input type="checkbox"/> no		
Have you used LSD: (acid, dots, blotter, sugar cubes, window panes, microdot)	<input type="checkbox"/> yes <input type="checkbox"/> no	<input type="checkbox"/> yes <input type="checkbox"/> no	<input type="checkbox"/> yes <input type="checkbox"/> no		
Have you used METHAMPHETAMINE: (ice, speed, crystal, meth, crank)	<input type="checkbox"/> yes <input type="checkbox"/> no	<input type="checkbox"/> yes <input type="checkbox"/> no	<input type="checkbox"/> yes <input type="checkbox"/> no		
Have you used VALIUM or BENZODIAZEPINES: (candy, downers, sleeping pills)	<input type="checkbox"/> yes <input type="checkbox"/> no	<input type="checkbox"/> yes <input type="checkbox"/> no	<input type="checkbox"/> yes <input type="checkbox"/> no		
Have you used METHADONE: (fizzies, dollies)	<input type="checkbox"/> yes <input type="checkbox"/> no	<input type="checkbox"/> yes <input type="checkbox"/> no	<input type="checkbox"/> yes <input type="checkbox"/> no		
Have you used " DONKEY WEED ":	<input type="checkbox"/> yes <input type="checkbox"/> no	<input type="checkbox"/> yes <input type="checkbox"/> no	<input type="checkbox"/> yes <input type="checkbox"/> no		
Have you used " SEASON SPLIFF ":	<input type="checkbox"/> yes <input type="checkbox"/> no	<input type="checkbox"/> yes <input type="checkbox"/> no	<input type="checkbox"/> yes <input type="checkbox"/> no		
Have you used " MAGIC MUSHROOMS ":	<input type="checkbox"/> yes <input type="checkbox"/> no	<input type="checkbox"/> yes <input type="checkbox"/> no	<input type="checkbox"/> yes <input type="checkbox"/> no		
Have you used OTHER DRUG on the street that has not been mentioned? If yes, What Drug? _____	<input type="checkbox"/> yes <input type="checkbox"/> no	<input type="checkbox"/> yes <input type="checkbox"/> no	<input type="checkbox"/> yes <input type="checkbox"/> no		

Please indicate from whom/where do you usually get the following substances?

	Friends	Partner Spouse	Family	Shop	Dealer	Other	Not Applicable
TOBACCO:							
ALCOHOL: (beer, wine, rum, whiskey)							
MARIJUANA: ganja, herb weed, grass, pot, maryjane)							
" DONKEY WEED"							
CRACK COCAINE: (rocks, base, nuggets,							

kryptonite, devil drug)							
COCAINE POWDER: (snow, coke, nose candy, blow, big c, white lady)							
"SEASON SPLIFF":							
HEROIN: (horse, smack, dope, smack, junk, big h, scag)							
ECSTASY: (X, XTC, MDMA, Adam, hug, love drug)							
LSD: (acid, dots, blotter, sugar cubes, window panes, microdot)							
"MAGIC MUSHROOMS":							
METHAMPHETAMINE: (ice, speed, crystal, meth, crank)							
VALIUM or BENZODIAZEPINES: (candy, downers, sleeping pills)							
METHADONE: (fizzies, dollies)							
OTHER DRUG What Drug? _____							

22. Does your family know of your illegal drug use?

1. Yes
2. No
3. Don't use any illegal drug

23. Is there someone in your family that uses illegal drugs?

1. Yes
2. No
3. Don't use any illegal drug

If yes, who? _____

24. Have you ever injected illegal drugs?

1. Yes
2. No (**If "No", skip to Q.26**)

25. Have you injected drugs in the last 30 days?

1. Yes
2. No

26. Have you ever been treated by a doctor as a result of use of any substance?

1. Yes
2. No

27. Have you ever received counselling or rehabilitation treatment as a result of use of any substance?

1. Yes
2. No

If yes, which substance(s) (**tick all that apply**):

- | | |
|--|---|
| a. <input type="checkbox"/> Alcohol | f. <input type="checkbox"/> Ecstasy |
| b. <input type="checkbox"/> Marijuana | g. <input type="checkbox"/> Powder cocaine |
| c. <input type="checkbox"/> Tobacco | h. <input type="checkbox"/> Other |
| d. <input type="checkbox"/> Heroin | _____ |
| e. <input type="checkbox"/> Crack-Cocaine | |

28. Do you think that you need treatment for drug or alcohol use?

1. Yes
2. No
3. Unsure

29. Apart from everything you have told us already, are there any other drugs on the street that you have heard are being used?

1. Yes (specify) _____
2. No
3. Unsure

30. In the last 30 days have you taken any drugs which **have not been prescribed** by a doctor?

1. Yes
2. No
3. Unsure

31. Were you able to stop using drugs while incarcerated?

1. Yes
2. No
3. I don't use drugs **(If "No" or "Don't Use Drugs", skip to Q.33)**

If yes, indicate reasons why **(tick all that apply)**

- a. Limited access to drugs
- b. People I associate with aren't using drugs
- c. I am working
- d. Other _____

32. What are some of the things that would help you prevent the further usage of drugs while in prison or on the street? **(tick all that apply)**

1. Change of friends I associate with
2. Supportive friends/family
3. Long term treatment programme
4. Change of housing
5. Stable employment
6. Less access to drugs while in prison
7. Prison treatment programme
8. Other _____

CRIMINAL ACTIVITY

The next few questions are about your arrest and criminal record. We remind you at this time that all of the answers given to these questions are confidential, so please keep your answers related to the questions we ask.

33. How were you able to access drugs while incarcerated?

1. Other inmates
2. External sources
3. Other _____

34. What is your prison status?

- 1. Remanded
- 2. Sentenced

35. If convicted, what is the length of your sentence? _____

36. Where were you arrested?

- 1 At the airport
- 2 At sea
- 3 In the community (on the street)
- 4 At the seaport
- 5 Where the crime was committed
- 6 Other: _____

THE NEXT QUESTION IS INCLUDED IN THE TABLE BELOW:

37. Have you **previously** been involved in criminal activity that has led to legal consequences?

(Please indicate all that apply, using the following table)

		Eagle House	Age of first Offence
Arrested	<input type="checkbox"/> yes <input type="checkbox"/> no	<input type="checkbox"/> yes <input type="checkbox"/> no <input type="checkbox"/> other	
Sentenced to Probation	<input type="checkbox"/> yes <input type="checkbox"/> no	<input type="checkbox"/> yes <input type="checkbox"/> no <input type="checkbox"/> other	
Sentenced to Prison	<input type="checkbox"/> yes <input type="checkbox"/> no	<input type="checkbox"/> yes <input type="checkbox"/> no <input type="checkbox"/> other	
On Parole	<input type="checkbox"/> yes <input type="checkbox"/> no	<input type="checkbox"/> yes <input type="checkbox"/> no <input type="checkbox"/> other	

THE NEXT TWO QUESTIONS ARE INCLUDED IN THE TABLE BELOW:

38. What offence(s) are you **currently** charged with?

(Please tick all the offences that apply using the next table)

39. Have you been charged with any offence(s) **before your current charge** (*do not include this present offence(s)*):

- 1. Yes
- 2. No

(Please tick all the offences that apply to this question using the next table)

		Question 38	Question 39
Code	Please indicate Index Offences in this space	What offence(s) are you currently being detained for?	What offence(s) have you been convicted for before your current detention?
	Violent offences		
1	Murder		
2	Manslaughter		
3	Rape		
4	Carnal knowledge		
5	Other sexual offences		
6	Robbery		
7	Assault		
8	Other violent		
	Property offences		
9	Burglary		
10	Larceny/theft		
11	Motor vehicle theft		
12	Fraud		
13	Stolen property		
14	Other property		
	Drug offences		
15	Possession		
16	Possession with intent to supply		
17	Trafficking/importation		
18	Other (handling, paraphernalia)		
	Public order offences		
19	Weapons		
20	Obstruction of justice		
21	Driving while intoxicated		
22	Drunkenness/morals		
23	Violation of parole/probation		
24	Immigration violation		
25	Other public order		
26	Other		

40. Have you ever served a prison term?

1. Yes 2. No

If **yes**, what offence? (**Tick all that apply**):

- a. Violent
- b. Property
- c. Drug
- d. Public order
- e. Other

41. Have you ever been fined?

1. Yes 2. No

If **yes**, what offence? (**Tick all that apply**):

- a. Violent
- b. Property
- c. Drug
- d. Public order
- e. Other

42. Have you ever been on probation?

1. Yes 2. No

If **yes**, what offence? (**Tick all that apply**):

- a. Violent
- b. Property
- c. Drug
- d. Public order
- e. Other

43. Currently, are you under a court order related to an earlier offense?

1. Yes 2. No

If **yes**, what offence? (**Tick all that apply**): Meaning, when you committed your current offence, were you on...

- | | |
|---|---|
| 1. <input type="checkbox"/> Bail | 5. <input type="checkbox"/> Conditional discharge |
| 2. <input type="checkbox"/> Probation order | 6. <input type="checkbox"/> No order |
| 3. <input type="checkbox"/> Ordered to keep the peace | 7. <input type="checkbox"/> Other |
| 4. <input type="checkbox"/> Community service order | _____ |

44. Do you think that drugs were connected in any way to your offending?
- a. To your current offense? 1 Yes 2 No
 - b. To any previous offense? 1 Yes 2 No **(If "No", skip to Q.46)**

45. In what way(s) were drugs connected to your offending? **(Tick all that apply)**
- 1. Offence committed while under the influence of drugs
 - 2. Offence committed to support my drug habit (to get money to buy drugs)
 - 3. Through being involved with the drug trade (supply/trafficking/importation)
 - 4. Because of personal use of drugs (possession)
 - 5. Other _____

46. Do you think **alcohol** was connected in anyway to your offending:
- a. To your current offence(s): 1 Yes 2 No
 - b. To any previous offence(s): 1 Yes 2 No **(If "No", skip to Q.48)**

47. In what way(s) was **alcohol** connected to your offending? (Tick all that apply):
- 1. Offence committed while under the influence of alcohol
 - 2. Offence committed to support my alcohol habit (money to buy alcohol)
 - 3. Because of drunk driving
 - 4. Other _____

WEAPONS USE

The next questions are about weapon use:

48. Do you own a gun?

- 1. Yes
- 2. No

49. Do you have access to a gun?

- 1. Yes
- 2. No **(If "No", skip to Q.51)**

50. Is this gun a licensed firearm?

- 1. Yes
- 2. No

51. How would you describe obtaining a gun in the Cayman Islands?

- 1. Very easy
- 2. Easy
- 3. Difficult
- 4. Very difficult
- 5. Don't know

52. Is it possible to rent a gun for a period of time and then return it?

1. Yes 2. No 3. Don't know

53. Have you ever used a gun when committing crime?

1. Yes 2. No

54. Is a gun necessary when dealing with illegal drugs in the Cayman Islands?

1. Yes 2. No

55. In your opinion, do the penalties for gun crimes stop persons from carrying or using them?

1. Yes 2. No

56. Have you ever used any other weapons (apart from a gun) when committing a crime?

1. Yes 2. No **(If "No", skip to Q.56)**

If yes, which weapons have you used?

- a. Knife
- b. Razor
- c. Machete
- d. Club, stick, bat or pipe
- e. Scissors
- f. Other(Specify)

DRUG MARKET

57. In your opinion, which drug is most accessible in our community?

1. Alcohol
2. Marijuana
3. Tobacco
4. Other _____

58. During the past 12 months **before your arrest**, did you **buy** any illegal drugs, either for yourself or for others?

- 1 Yes 2 No 3 Don't use illegal drugs

59. During the 30 days **before your arrest**, did you **buy** any illegal drugs, either for yourself or for others?

- 1 Yes 2 No 3 Don't use illegal drugs

60. During your prison, did you **buy** any illegal drugs, either for yourself or for others?

- 1 Yes 2 No 3 Don't use illegal drugs

61. Does your family know that you **buy** or **bought** drugs?

- 1 Yes 2 No 3 Never bought drugs

62. During the 12 months **before your arrest** did you **sell** any illegal drugs to make money?

- 1 Yes 2 No 3 Don't use illegal drugs

63. During the 30 days **before your arrest** did you **sell** any illegal drugs to make money?

- 1 Yes 2 No 3 Don't use illegal drugs

64. During your prison term, did you **sell** any illegal drugs, to make money?

- 1 Yes 2 No 3 Don't use illegal drugs

2

65. Does your family know that you **sell** or **sold** drugs?

- 1 Yes 2 No 3 Never sold drugs

66. If you **sell** or **sold** drugs, are you doing it to support you or your family?

- 1 Yes 2 No 3 Never sold drugs

67. Have you ever traded any of the following for drugs in prison? **(Tick all that apply)**

Product	In Prison	In The Community
Phone cards		
Cigarettes		
Personal belongings		
Sexual favors		

68. Should any of the following services be mandatory while in prison?

1. Educational Classes
2. Vocational Training
3. Drug Counselling
4. Religious Services

69. If the services were mandatory in prison would it be more beneficial to your rehabilitation and return to community?

1. Yes
2. No

Thank you for your participation in this survey:

Please indicate the time you finished this survey:

___ __: ___ ____ **(For example, 10:45) ..**